

2016 Community  
Health Needs  
Assessment

Bryn Mawr  
Rehabilitation  
Hospital

Prepared for:  
Main Line Health

Prepared by:  
Public Health Management  
Corporation  
Centre Square East  
1500 Market Street  
Philadelphia, PA 19102

---

Adopted: June 2, 2016  
MLH Board of Governors

---

# **BRYN MAWR REHABILITATION HOSPITAL**

---

**COMMUNITY HEALTH NEEDS ASSESSMENT**

**PREPARED 2015**

## TABLE OF CONTENTS

---

<b>INTRODUCTION .....</b>	<b>1</b>
COMMUNITY DEFINITION .....	
PREVIOUS NEEDS ASSESSMENT.....	3
PUBLIC HEALTH MANAGEMENT CORPORATION QUALIFICATION .....	6
 <b>PROCESS AND METHODS.....</b>	 <b>9</b>
DATA ACQUISITION AND ANALYSIS .....	9
PHMC SOUTHEASTERN PENNSYLVANIA HOUSEHOLD HEALTH SURVEY.....	11
U.S. CENSUS .....	12
VITAL STATISTICS .....	12
INFORMATION GAPS.....	14
 <b>DESCRIPTION OF THE CHNA AREA.....</b>	 <b>15</b>
COMMUNITY DEMOGRAPHICS .....	15
SOCIOECONOMIC INDICATORS.....	17
 <b>OVERALL MORTALITY AND CANCER MORTALITY AND INCIDENCE .....</b>	 <b>20</b>
OVERALL MORTALITY .....	20
CANCER MORTALITY .....	22
CANCER INCIDENCE.....	23
 <b>HEALTH STATUS</b>	
SELF-REPORTED HEALTH STATUS .....	24
ACCIDENTAL INJURIES (TRAUMATIC BRAIN INJURIES, SPINAL CORD INJURIES, AND CONCUSSIONS) .....	26
 <b>SPECIFIC HEALTH CONDITIONS.....</b>	 <b>28</b>
OVERWEIGHT AND OBESITY .....	28
DIABETES .....	29
HYPERTENSION .....	30
ASTHMA .....	30
MENTAL AND BEHAVIORAL HEALTH .....	31
 <b>ACCESS AND BARRIERS TO HEALTH CARE.....</b>	 <b>33</b>
HEALTH INSURANCE STATUS .....	33
ECONOMIC BARRIERS .....	35
PRIMARY CARE .....	36

<b>RECOMMENDED SCREENINGS</b> .....	<b>37</b>
PRIMARY CARE .....	37
DENTAL VISIT .....	37
BLOOD PRESSURE .....	38
COLONOSCOPY.....	38
PAP SMEAR TEST.....	38
MAMMOGRAM .....	38
PSA OR RECTAL EXAMS FOR PROSTATE CANCER .....	38
<b>HEALTH BEHAVIORS</b> .....	<b>39</b>
NUTRITION .....	39
EXERCISE .....	39
TOBACCO USE .....	39
<b>SOCIAL CAPITAL AND NEIGHBORHOODS</b> .....	<b>40</b>
<b>HEALTH NEEDS OF SPECIAL POPULATIONS</b> .....	<b>41</b>
<b>EXISTING HEALTH CARE RESOURCES</b> .....	<b>43</b>
<b>UNMET NEEDS AND IDENTIFICATION PROCESS</b> .....	<b>45</b>
<b>APPENDIX A: PHMC’S COMMUNITY AND POPULATION ASSESSMENTS</b> .....	<b>47</b>
<b>APPENDIX B: U.S. CENSUS TABLES</b> .....	<b>50</b>
<b>APPENDIX C: VITAL STATISTICS TABLES</b> .....	<b>54</b>
<b>APPENDIX D: HOUSEHOLD HEALTH SURVEY TABLES</b> .....	<b>66</b>
<b>APPENDIX E: CONCUSSIONS AND BRAIN INJURIES</b> .....	<b>75</b>
<b>APPENDIX F: LISTS OF COMMUNITY RESOURCES</b> .....	<b>78</b>
<b>APPENDIX G: STATISTICAL TESTING</b> .....	<b>116</b>
<b>APPENDIX H: MAJOR TOPIC AREAS</b> .....	<b>119</b>

## INTRODUCTION

---

The **purpose** of the needs assessment is to **identify and prioritize community health needs** so that the hospital can develop strategies and implementation plans that benefit the public as well as satisfy the requirements of the Affordable Care Act.

This report summarizes the results of an assessment of the health status and unmet health care needs of residents of Bryn Mawr Rehabilitation Hospital's (BMRH's) CHNA area.

- BMRH is a specialized rehabilitation hospital located in Malvern, PA, and is a part of Main Line Health's (MLH's) network of hospitals and health centers in the Philadelphia area.
- The needs assessment was conducted by Public Health Management Corporation, a private non-profit public health institute.

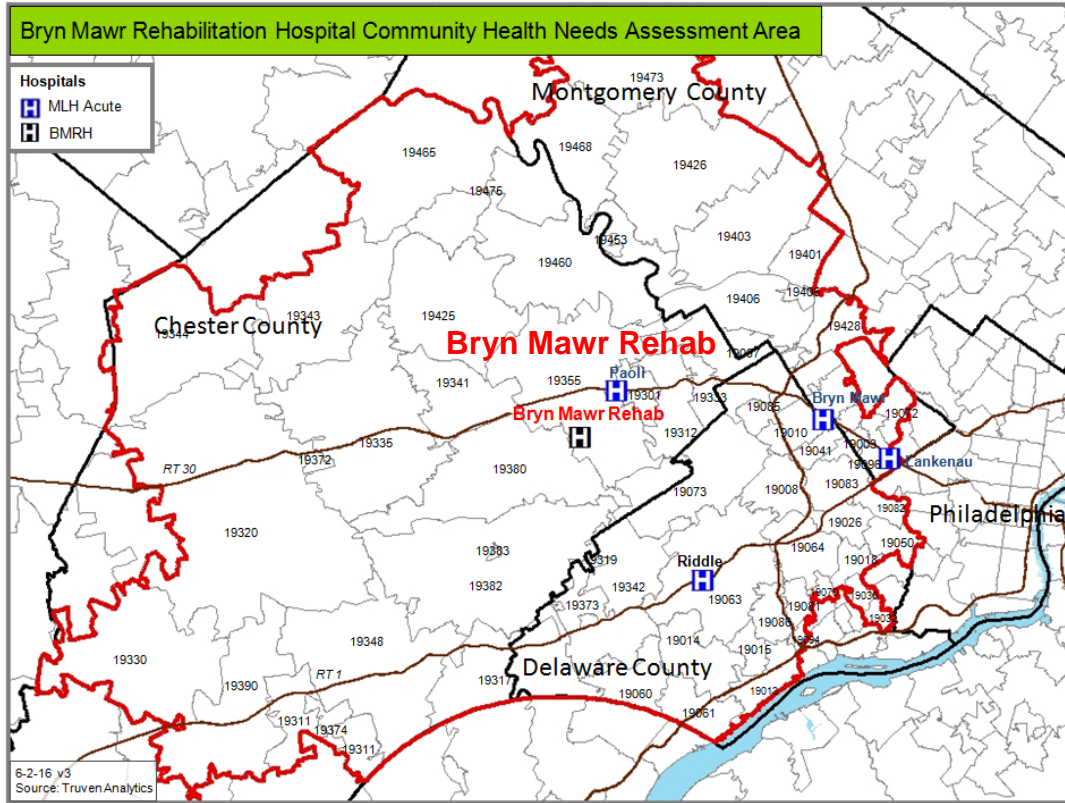
## COMMUNITY DEFINITION

---

The community (2015 Pop. 1,196,023) for purposes of this needs assessment was defined as the residents of **the Zip codes where 75% of the hospital's discharges originate.**

The Bryn Mawr Rehabilitation Hospital campus is located in Malvern, Chester County, Pennsylvania. BMRH has outpatient facilities throughout the western Philadelphia suburbs. The hospital's focus is to help patients regain their independence no matter how catastrophic the illness or injury, and it provides numerous outpatient, in-patient, and specialty services to meet the needs of this target population.

The community (2015 Pop. 1,196,023) for purposes of this needs assessment was defined as residents of the Zip codes where 75% of the hospital's discharges originate (Map 1).



The Bryn Mawr Rehabilitation Hospital CHNA Area includes the following Zip codes:

Zip Code	Post Office Name	Zip Code	Post Office Name	Zip Code	Post Office Name
19003	Ardmore	19083	Havertown	19372	Thorndale
19008	Broomall	19085	Villanova	19373	Thornton
19010	Bryn Mawr	19086	Wallingford	19374	Toughkenamon
19013	Chester	19087	Wayne	19380	West Chester
19014	Aston	19094	Woodlyn	19382	West Chester
19015	Brookhaven	19096	Wynnewood	19383	West Chester
19018	Clifton Heights	19301	Paoli	19390	West Grove
19026	Drexel Hill	19311	Avondale	19401	Norristown
19032	Folcroft	19312	Berwyn	19403	Norristown
19036	Glenolden	19317	Chadds Ford	19405	Bridgeport
19041	Haverford	19319	Cheyney	19406	King of Prussia
19050	Lansdowne	19320	Coatesville	19425	Chester Springs
19060	Garnet Valley	19330	Cochranville	19426	Collegeville
19061	Marcus Hook	19333	Devon	19428	Conshohocken
19063	Media	19335	Downingtown	19453	Mont Clare
19064	Springfield	19341	Exton	19460	Phoenixville
19070	Morton	19342	Glen Mills	19465	Pottstown
19072	Narberth	19343	Glenmoore	19468	Royersford
19073	Newtown Square	19344	Honey Brook	19473	Schwenksville
19081	Swarthmore	19348	Kennett Square	19475	Spring City
19082	Upper Darby	19355	Malvern		

This area, covering parts of three counties, is very diverse with some residents experience challenges in staying healthy and finding health care.

There are health care needs challenges in the CHNA areas of all MLH hospitals (acute care and BMRH). For example,

- Lankenau Medical Center serves a large economically disadvantaged population, with particular health needs;
- Paoli Hospital fulfills its mission to help those in need by working with two local community health providers;
- All hospitals serve a rapidly aging population; Riddle Hospital has seven large Continuing Care Retirement Communities (CCRCs) in its CHNA area;
- Finding reliable and affordable public transportation for those needing such services, particularly seniors, in the Bryn Mawr Rehabilitation CHNA area.

This area was chosen as the community for the purposes of this assessment because it is the source for three-quarters of Bryn Mawr Rehabilitation Hospital's patients, and it includes populations who face economic, racial, cultural, and social barriers to health care as well as those who do not.

In 2013, the hospital adopted a community health needs assessment of a similar CHNA area. The Main Line Health hospitals (acute care and BMRH) have not received any public comments since the previous CHNAs were adopted. The essential findings from that needs assessment are summarized below.

## PREVIOUS NEEDS ASSESSMENT

---

2013 needs assessments by the MLH hospitals used data from PHMC's 2012 Household Health Survey, the U.S. Census, PA vital statistics, and other information to identify the following priority community health needs:

- Pediatric Care;
- Uninsured;
- Overweight and Obesity;
- Cardiovascular Health / Stroke;
- Cancer;
- Lung disease;
- Senior Health;
- Behavioral Health;
- Injury Prevention;
- Dental Health;
- Asthma;
- Arthritis;
- Cost of Prescriptions; and
- Cultural Diversity/Disparity of Care.

These needs were identified as priorities by using the following criteria:

1. The health indicator is at lower performance than the regional, state and national benchmark, or the HP 2020 target (HP 2020);
2. The health indicator reflects a national focus for improvement;

3. There are community stakeholder interests in the health indicator; and/or
4. A special population was identified that warrants additional services.

As a result of the 2013 CHNA, the MLH hospitals had a positive impact in FY 2014 and 2015 on the specific needs identified by the needs assessment for their community, reaching approximately 68,000 lives each year, as shown in the charts below.

**FY14 Lives Touched by MLH Community Services Departments' Events**

MLH Priority and Goal Site	Event Count	Lives Reached
<b>MLH Acute Hospital Event &amp; Program Total</b>	<b>851</b>	<b>38,612</b>
LMC - Other CHNA-Related Work	6	
PH - Other CHNA-Related Work	15	
MLH Acute Hospital - Other CHNA-Related Work	21	0
BMRH - Cruisin' Smart	97	28,498
BMRH - Other CHNA-Related Work	51	1,777
<b>MLH Total</b>	<b>1,020</b>	<b>68,887</b>

**FY15 Lives Touched by MLH Community Services Departments' Events**

MLH Priority and Goal Site	Event Count	Lives Reached
<b>MLH Acute Hospital Event &amp; Program Total</b>	<b>939</b>	<b>42,911</b>
BMRH - Cruisin' Smart	102	21,998
BMRH - Other CHNA-Related Work	51	1,526
<b>MLH Total</b>	<b>1,092</b>	<b>66,435</b>

Source: MLH Community Health Services Database - Summary Reports, FY14 & FY15

The MLH hospitals impacted some of the health needs identified by the 2013 CHNA, as follows:

- The Community Services Departments and MLH clinical staff at the five MLH hospitals held over 2,100 CHNA Implementation Plan related events that touched over 135,500 lives during FY14 and FY15.
- Events include healthcare screenings, a variety of education presentations for school children, seniors and community residents, Cruisin' Smart automobile injury prevention events, healthcare clinic interventions, and counseling sessions.
- Over 7,000 of these touch points involved residents of West Philadelphia.
- Specifically, the the CHNA Implementation Plan activities impacted the CHNA communities -



**Progress in overweight and obese children (age 6+).** Paoli Hospital has held over 65 presentations promoting awareness and education on healthy eating / nutrition and promoting physical activity has reached 3,100+ persons in all age groups including parents and school age children. The PHMC 2015 community health database indicates that the percent of overweight and obese children in Chester County declined in 2015 after years of increases.

**Addressing disparities of care.** Main Line Health on May 28, 2015 held its 4th annual "Healthcare Disparities Colloquium." In 2015, there was a presentation on Disparities in Long Acting Reproductive Contraceptives (LARC); LARC is identified priority of the Philadelphia Department of Public Health. The Lankenau Medical Center is addressing this disparity in care in its OB Clinic by offering free LARC to qualified women.

**Taking care of the uninsured.** Overall the suburban zip codes in the MLH hospitals' CHNA areas are affluent and generally healthy. Pockets of low income, disfranchised and under-served persons exist. Paoli Hospital has provided over \$30M in charity care and has reimbursed specialists \$650K for services rendered to patients of The Phoenixville Clinic and Community Volunteers in Medicine (West Chester) in FY14 and FY15.

**Innovative Community Health Partnership (Lankenau Medical Center and The Food Trust).** The Food Trust is working with Lankenau's primary and specialty physicians who serve uninsured and under-insured individuals in the Philadelphia region. The program provides eligible patients with \$6 worth of Philly Food Bucks that they can redeem for fresh fruits and vegetables at any Food Trust farmer's market. Lankenau has funded three farmer's markets. At each market, Lankenau health educators provide shoppers with free nutrition information, health screenings and family wellness activities. This program is bridging the gap between primary care and healthy food access in the community. Each Food Buck is linked to a patient so health improvement can be measured by Lankenau providers.

**Primary care counseling and education related to nutrition or weight.** The MLH Obesity Workgroup created and distributed a weight and wellness resource guide for MLH physicians. The guide lists resources available for patients needing guidance on healthy eating and/or weight loss.

**Improving the quality of life of cancer patients (BMH priority).** BMH partnered with Yellow Daffodils to offer a free Bra Fitting Clinic (March 2015) for women who have

undergone breast cancer surgery. Each session space in FY15 was filled. Several participants came back to therapy for additional support.

**The MLHS has a system-wide initiative regarding diversity and inclusion and reducing disparities in healthcare that may exist in its CHNA areas.** Cultural awareness and competence improves the quality of care and health outcomes. Each hospital has a Diversity & Inclusion Work Group that focuses on fostering diversity and inclusion across the campus. Hospitals continue to address any needs of sub-populations in their CHNA areas. MLH sponsors an annual “Healthcare Disparities Colloquium” where research on disparities and opportunities to address them are presented to MLH employees and medical staff.

**Become an expert resource in injury prevention and good health (BMRH).** Bryn Mawr Rehabilitation Hospital has developed a twelve topic “Keeping You Healthy” education series (including *Become Stroke Savvy*, *Safe Driving for Seniors* and *Concussions and Sports*). Over 60 presentations were made to senior centers, community groups and school staff.

Cruisin’ Smart™ is an award winning program developed and sponsored by BMRH. The program takes a peer-to-peer approach to educating students on the dangers of impaired and distracted driving. BMRH sponsored 200 assemblies, reaching over 50,000 students in FY14 & FY15. Paoli Hospital and Riddle Hospital sponsor “mock crashes” at several high schools each year in conjunction with the BMRH program; the “mock crash” adds a reality impact to the program. Programs are held around prom time each year. It is difficult to measure the lives saved/traumatic injuries prevented by this program; however, there are anecdotal reports of students being impacted positively by the program.

This current needs assessment of the BMRH, conducted by Public Health Management Corporation, builds upon these previously identified unmet health needs using more recent data from most of the same sources to review the 2015 health needs and priorities of the community.

## **PUBLIC HEALTH MANAGEMENT CORPORATION QUALIFICATIONS**

---

PHMC uses best practices **to improve community health** through direct service, partnership, innovation, policy, research, technical assistance, and a prepared workforce.

Public Health Management Corporation (PHMC) is a 501(c)(3) non-profit corporation that was founded in 1972 to address problems in the organization and delivery of health and social services. PHMC is a public health institute that creates and sustains healthier communities and envisions a healthy community for all.

- In 2012, PHMC completed 28 Community Health Needs Assessments for many of Southeastern Pennsylvania's non-profit hospitals, and has been assessing the health needs of the community since 1972. For a comprehensive list of completed assessments, see Appendix A.
- PHMC's Community Health Data Base is uniquely qualified to provide comprehensive CHNA services to not-for-profit hospitals. It is the only public health institute in Pennsylvania, has many years' experience collaborating with health care stakeholders, and can facilitate the participation of these diverse groups as required by the ACA.
- PHMC staff are public health experts who have conducted many CHNAs over the past twenty years for hospitals, health departments, insurers, foundations, and other non-profits.

PHMC's CHNA qualifications also include developing and maintaining the Southeastern Pennsylvania Community Health Data Base ([www.CHDBdata.org](http://www.CHDBdata.org)).

- The CHDB provides an unmatched set of information on local community health needs that can be used to develop focused findings supported by reliable data. These data can also be used in developing priorities and rationales for strategic plans that are ACA compliant.

The biennial SEPA Household Health Survey collects information on more than 13,000 residents (children, adults, and seniors) living in the five-county SEPA region. The survey is the longest running community health survey in the United States, as well as one of the largest regional surveys of its kind.

Francine Axler and Lisa R. Kleiner are the co-directors of the Community Health Needs Assessments.

**Francine Axler, Executive Director, Community Health Data Base.** Since 1989, Francine has been actively involved in the field of public health and health promotion, specifically in the collection and dissemination of health status, health behaviors, and utilization of health services data for residents of Southeastern Pennsylvania. Francine is particularly focused on teaching health and human service providers how to utilize community level health data to develop needed, effective and targeted health promotion programs for vulnerable populations. Francine directs PHMC's Community Health Data Base. She has a degree in sociology and a graduate degree in public health education.

**Lisa Kleiner, Manager of Operations, Community Health Data Base.** For the past twenty-eight years, Lisa has worked on a broad range of evaluation, research, and technical assistance projects. Lisa has conducted and coordinated over 50 population and community needs assessments focusing on older adults, racial/cultural minorities, persons with behavioral health needs, homeless families, maternal and child health and other at-risk groups and communities. In addition to this expertise, Lisa has provided training and technical assistance to over 200 organizations to enable them to build their capacity to define and measure program outcomes and impact, tailoring the technical assistance to the specific needs of the organization and staff. Lisa has a law degree and a graduate degree in social work.

---

## PROCESS AND METHODS

---

The five steps in the needs assessment process were:

1. defining the community;
2. identifying existing primary and secondary data and data needs;
3. collecting primary and secondary data;
4. analyzing data; and
5. preparing a written narrative report.

The data acquisition and analysis, community discussions, and information gaps are described in more detail below.

---

## DATA ACQUISITION AND ANALYSIS

---

A total of **2,921 interviews were conducted with adults** residing in the BMRH CHNA area, including 687 adults age 65 and over and 1,099 households with a selected child under the age of 18.

Both primary and secondary and quantitative and qualitative data were obtained and analyzed for this needs assessment.

- Obtaining information from multiple sources, known as triangulation, helps provide context for information and allows researchers to identify results which are consistent across more than one data source.

**Quantitative information** from:

- the 2013 American Community Survey, and 2015 and 2020 Nielsen-Claritas Pop-Facts;
- Pennsylvania Health Department vital statistics on births, deaths, communicable diseases, and cancer incidence (2008-2012 and 2009-2012);
- PHMC's 2015 Southeastern Pennsylvania Household Health Survey;
- a 2015 mail survey of school nurses in SEPA (n=31); and
- a 2015 electronic mail survey of MLH physicians (n=45)

were analyzed for the hospital's CHNA area using the Statistical Program for Social Sciences (SPSS).

Frequency distributions were produced for variables for multiple years of data so trends over time could be identified and described. In addition, for Household Health Survey measures, tests of significance were conducted comparing the CHNA area to HHS results for Southeastern Pennsylvania to objectively identify and prioritize unmet needs.

In addition, quantitative data for BMRH's CHNA area from the HHS was compared to health objectives for the United States from HP 2020, and to data collected for Pennsylvania from the Center for Communicable Diseases' 2014 Behavioral Risk Factor Surveillance Survey.

**Qualitative information.** PHMC also collaborated with MLH and BMRH to identify individuals living and/or working in the communities in the hospital's CHNA areas who could provide input on the needs assessment as community members, public health experts, and as leaders or persons with knowledge of underserved racial minorities, low income residents, and/or the chronically ill.

- The hospital, MLH, and PHMC worked together to obtain meeting venues, contact potential participants, and encourage attendance.
- Meeting participants were not compensated.
- Participants who could not attend were invited to send written comments, and these were incorporated into the report.
- Input from the community meeting participants, including county and local health department officials and public health experts, was used to further identify and prioritize unmet needs, local problems with access to care, and populations with special health care needs.
- Input from a community town hall meeting of BMRH leaders with expertise in dealing with rehabilitation patient needs.

Qualitative information from the community meetings was analyzed by identifying and coding themes common to participants, and also themes that were unique.

- This information was organized into major topic areas related to health status, access to care, special populations, and unmet needs.

In addition, informational interviews were conducted with school officials involved in a safe driving program sponsored by MLH, BMRH, and State Farm Insurance Company.

The information from this needs assessment will be used by BMHR and MLH to develop a community health implementation plan in collaboration with local health departments, MLH, and other area hospitals.

These data sources are described in more detail in the next section.

## PHMC SOUTHEASTERN PENNSYLVANIA HOUSEHOLD HEALTH SURVEY

---

The 2015 Southeastern Pennsylvania Household Health Survey questionnaire examines health status and utilization of, and access to, health care among adults and children in the five-county area of Bucks, Chester, Delaware, Montgomery and Philadelphia Counties.

- The survey was conducted through telephone interviews with people 18 years of age and older living in 10,018 households in Southeastern Pennsylvania.
- A total of 2,009 cell phone interviews were conducted with adults in the five county area. Cell phone respondents received the same survey questionnaire as landline respondents.

The survey includes many questions that have been administered and tested in national and local health surveys:

- National Center for Health Statistics (NCHS) for the National Health Interview Survey (NHIS);
- The Behavioral Risk Factor Surveillance System (BRFSS);
- The California Women's Health Survey;
- The Social Capital Community Benchmark Survey (Kennedy School of Government, Harvard University); and
- The Survey on Childhood Obesity (Kaiser Family Foundation/San Jose Mercury News).

Households in each of the five counties were selected to guarantee representation from all geographic areas and from all population subgroups. When needed, the interviews were conducted in Spanish.

The survey was administered for PHMC by Abt/SRBI, Inc., a research firm in New York City, between December 2014 and March 2015.

The final sample of interviews is representative of the population in each of the five counties so that the results can be generalized to the populations of these counties.

Within each selected household with more than one eligible adult, the Last Birthday Method was used to select the adult who last had a birthday as the respondent for the interview (with the exception of the cell phone sample).

- In households with children, the child under age 18 who most recently had a birthday was selected as the subject of the child interview.
- The survey incorporates over-samples of people ages 60-74 and 75 and older to provide a sufficient number of interviews for separate analyses of the responses of people in these subgroups.

---

## U.S. CENSUS

---

This report includes data on the characteristics of hospital CHNA area residents, and residents of Bucks, Chester, Delaware, Montgomery, and Philadelphia Counties for the years 2013, 2015 and 2020. Data from the 2010 U.S. Census, estimates from the 2013 and 2015 American Community Survey, and the Nielsen-Claritas Pop-Facts Database for 2020 projections were also used. The Nielsen-Claritas Pop-Facts Database uses an internal methodology to calculate and project socio-demographic and socioeconomic characteristics for non-census years, relying on the U.S. Census, the Current Population Survey, and the American Community Survey.

---

## VITAL STATISTICS

---

The most recent information on deaths for residents of the hospital CHNA area and Southeastern Pennsylvania was obtained from the Pennsylvania Department of Health, Bureau of Health Statistics and Research.

- Four year (2008-2012) annualized average rates for mortality were calculated by PHMC.
- Mortality rates were age-adjusted using the Direct Method and the 2000 U.S. standard million population.

The most recent (2014) morbidity<sup>1</sup> information and on rates of cancer incidence for 2009-2012 was also obtained from the Pennsylvania Department of Health, and rates were calculated by PHMC.

The denominators for all 2008-2012 vital statistics rates for the county and state were interpolated from the 2010 U.S. Census and the 2015 American Community Survey.

### **Community and Individual Meetings**

The MLH acute care hospitals and Bryn Mawr Rehabilitation Hospital consulted with 53 community members in six separate meetings to gain input for identifying community health needs, determine which were most significant, and prioritize them. These community members included local government, public health experts, and members and representatives of medically underserved, low-income, and minority populations. Participants to the meetings were identified by MLH staff working with PHMC, and invited by mail or electronic mail to attend a meeting one of the counties in the MLH

---

<sup>1</sup>Information on HIV and AIDS cases are not available at the ZIP code level and, therefore, rates are presented for the county only.



CHNA area. MLH also consulted individually with members of local health departments (Philadelphia, Montgomery, and Chester Counties).

Community representatives included the following agencies who serve the medically underserved and low income and minority populations.

**Medically underserved, low income, and minority populations**

- American Cancer Society
- Eldernet
- Jewish Family & Childrens' Services
- Montgomery County Community Action Development Commission
- The Clinic Healthcare for the Uninsured
- Tel Hai Retirement Community
- Fair Acres County SNF
- Riddle Village CCRC
- Children and Adult Disability and Educational Services
- Easter Seals Southeastern PA Partners
- Episcopal Community Services
- Philadelphia Corporation for Aging
- State Farm Insurance, Community Field Specialist
- Rails to Trails Conservancy
- School District of Philadelphia Registered Nurse
- Philabundance
- North Penn Community Health Foundation

Community Meeting participants also included representatives of local government. Many political leaders, including Philadelphia City Council members, who could not attend were asked to send in their written comments.

**Local Government**

- Township of Newtown
- Marple Township EMS
- Edgmont Township
- Delaware County Office of Aging Services

Finally, the public health experts listed below shared information in individual interviews on the most important public health care needs, and their priorities for the Main Line Health CHNA area.

### **Public Health Experts**

Montgomery County Health Department  
Chester County Health Department  
Philadelphia County Department of Public Health  
Delaware County Medical Society  
Chester County RoadMAPP to Health

The community meetings were held in the following locations:

- Lankenau Medical Center (Montgomery and Philadelphia Counties);
- Riddle Hospital (Delaware County); and
- Exton Mall (Chester County).

A community town hall meeting was held at:

- Bryn Mawr Rehabilitation Hospital (Chester County).

Meetings were held between June and September, 2015. The meetings were guided by a set of written questions that focused on participants' perceptions of the most important physical and behavioral health problems in the area, programs that successfully address these issues, gaps in services, barriers to care, vulnerable and underserved populations, and how to best reach individuals in the community. The input from these meetings is summarized in each section of this report, as pertinent.

## **INFORMATION GAPS**

---

Quantitative information for socioeconomic and demographic information, vital statistics, and health data was available at the ZIP code level for the CHNA area. To fill potential gaps in information, these data were supplemented by detailed information about the CHNA area obtained from community meetings.

The next section describes the characteristics of the residents of the CHNA area.

## DESCRIPTION OF THE CHNA AREA

The population of the BMRH CHNA area is **relatively homogeneous**, but areas of economic, ethnic, racial, and linguistic diversity exist in each county served.

## COMMUNITY DEMOGRAPHICS

This assessment includes a description of demographic and socioeconomic characteristics of the residents of the CHNA area, because these characteristics are strong indicators of access to health care and good health. (For U.S. Census Tables, please see Appendix B).

### POPULATION SIZE

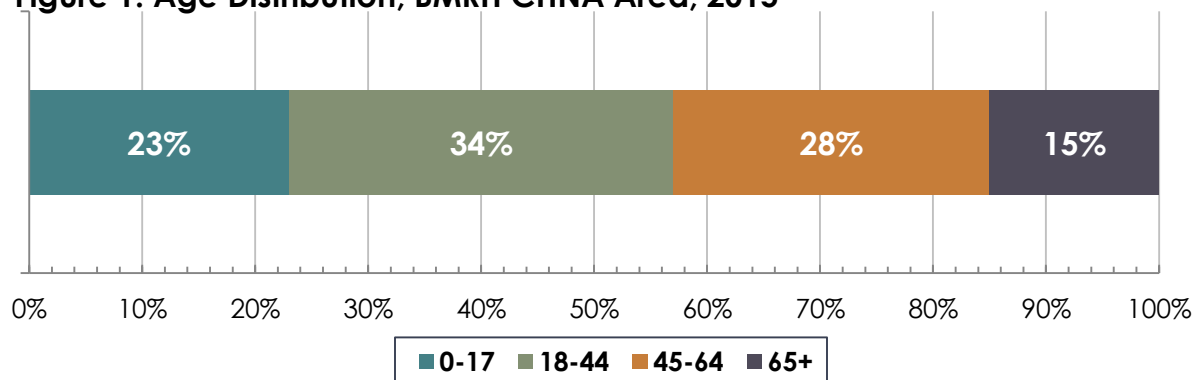
The total population of the CHNA area was approximately 1,196,000 residents in 2015.

- This CHNA area is experiencing population growth—between 2010 and 2015, the population increased 2.1% from about 1,170,900 residents in 2010.
- The CHNA area's population is projected to continue to increase an additional 2.0% between 2015 and 2020 to 1,219,700 residents.

### AGE

Nearly one-quarter of CHNA area residents (23%) are between the ages of 0-17, one in three (34%) are 18-44, more than one-quarter (28%) are 45-64, and 15% are 65 or older (18% in 2020).

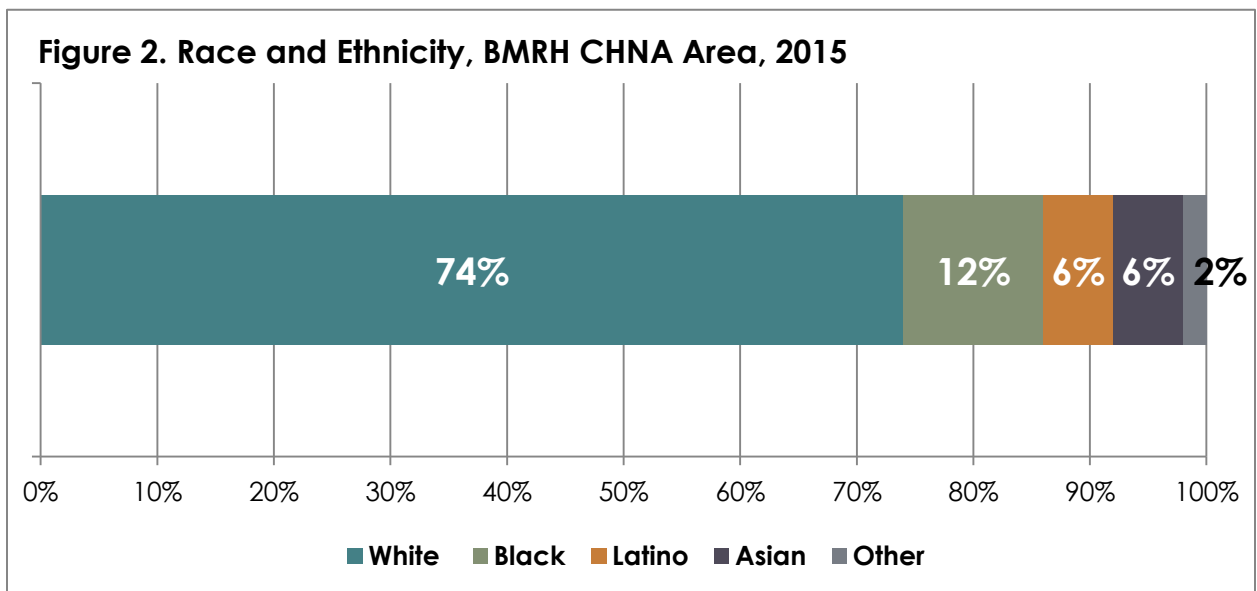
**Figure 1. Age Distribution, BMRH CHNA Area, 2015**



Source: Nielsen-Claritas Pop-Facts Database and 2010 U.S. Census

Almost three-quarters of CHNA area residents are White (74%). About one in eight residents are Black (12%). About 14% of the residents of the area are either Asian (6%), Latino (6%), or an “other” race/ethnicity (2%).

- The percentage of residents in the CHNA area who identify as non-White increased slightly between 2010 and 2015; these changes are projected to continue through 2020.



Source: Nielsen-Claritas Pop-Facts Database and 2010 U.S. Census

#### LANGUAGE SPOKEN AT HOME

The overwhelming majority of residents in the CHNA area (87%) speak English at home;

- 3% speak an Asian language;
- 4% speak Spanish; and
- 6% speak another language.

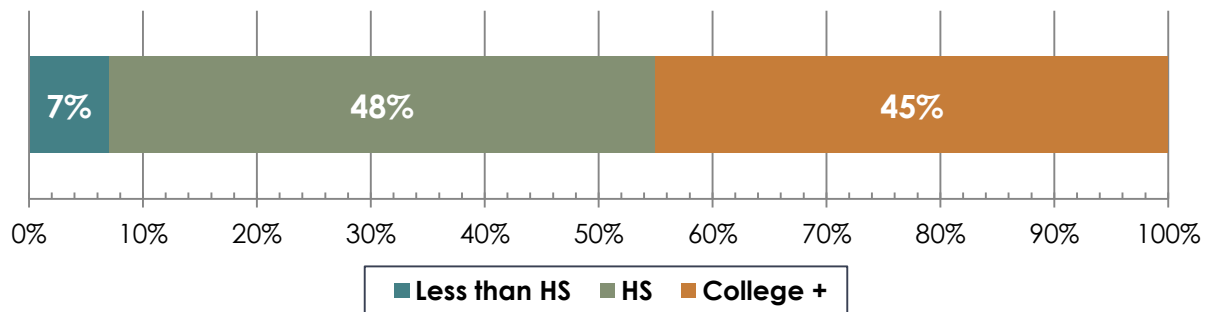
## SOCIOECONOMIC INDICATORS

---

### EDUCATION

Nearly one-half of residents of the CHNA area age 25 and over (48%) graduated from high school, nearly one-half (45%) has a college degree or more, and 7% did not graduate from high school.

**Figure 3. Education Distribution, BMRH CHNA Area, 2015**



Source: Nielsen-Claritas Pop-Facts Database and 2010 U.S. Census

Educational attainment has remained stable in this area during 2010-2015, and is not projected to change in 2020.

### EMPLOYMENT

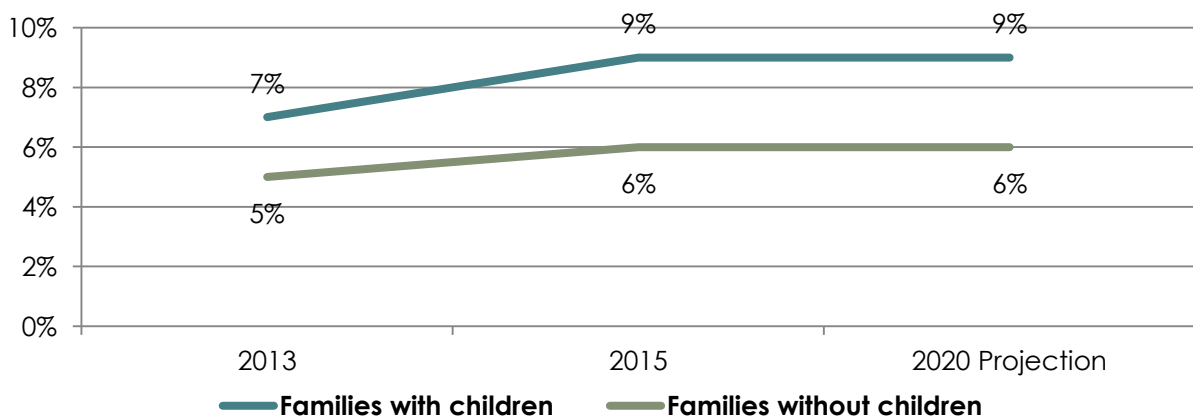
The overwhelming majority of the CHNA area's residents (92%) are employed; 8% are unemployed.

In Southeastern Pennsylvania as a whole, 11% are unemployed. The proportion of the population unemployed in both the CHNA area and the county increased 2010-2015, but are projected to remain the same in 2020.

## POVERTY STATUS

Nearly one in ten families with children in the CHNA area (9%), and one in twenty (6%) families without children, are living in poverty. The proportion of families living in poverty increased from 2010-2015 regardless of whether they had children or not, but these rates are projected to remain about the same in 2020.

**Figure 4. Families with Children in Poverty, BMRH CHNA area, 2013, 2015, 2020**



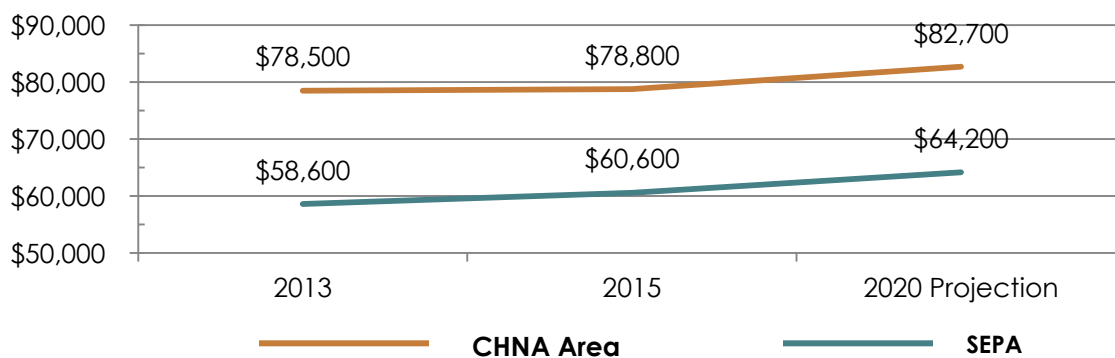
Source: Nielsen-Claritas Pop-Facts Database and 2010 U.S. Census

## MEDIAN HOUSEHOLD INCOME

Median household income in the CHNA area is \$78,800.

- Median household income is projected to increase in 2020 to approximately \$82,700 (Figure 5)

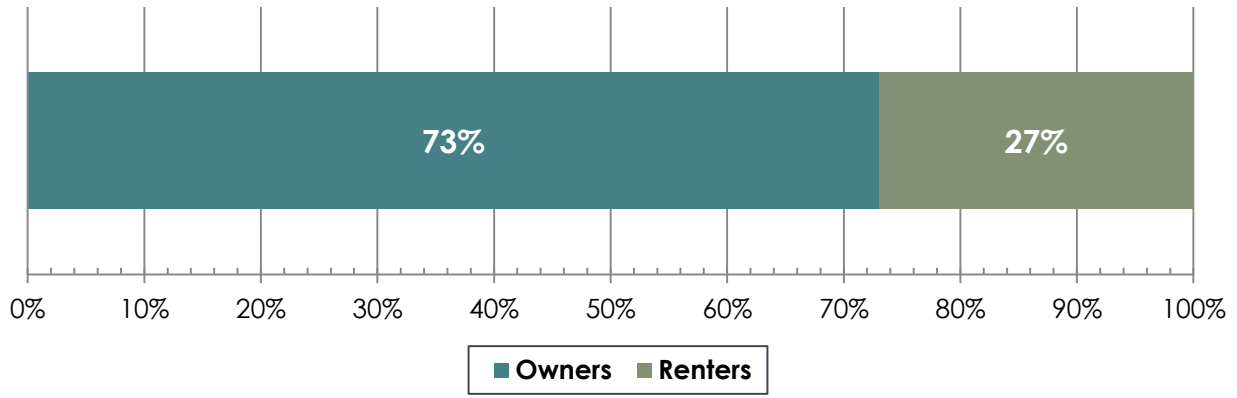
**Figure 5. Median Household Income, 2013, 2015, 2020.**



Source: Nielsen-Claritas Pop-Facts Database and 2010 U.S. Census

Nearly three in four residents of the CHNA area (73%) own their homes, and 27% are renters.

**Figure 6. Homeownership, BMRH CHNA Area, 2015**



Source: Nielsen-Claritas Pop-Facts Database and 2010 U.S. Census

These socioeconomic and demographic population trends have an impact on the health of the community, as described in the next section.

## OVERALL MORTALITY AND CANCER MORTALITY AND MORBIDITY

---

The health indicators for the BMRH CHNA area generally meet or exceed the HP 2020 goals for the nation, **except for heart disease, stroke, all cancers, breast cancer, and female genital cancer.**

### OVERALL MORTALITY

---

The overall age-adjusted mortality rate in the CHNA area is 650 deaths per 100,000 population (Figure 7).

Heart disease is the leading cause of death in the CHNA area (110 deaths per 100,000).

The other four leading causes of death in the CHNA area are lung cancer (44), stroke (35), accidents (30), and female breast cancer (23).

The hospital CHNA area **does not meet HP 2020 goals** for deaths from:

**Coronary Heart Disease**

**Stroke**

**Colorectal Cancer**

**Female Breast Cancer**

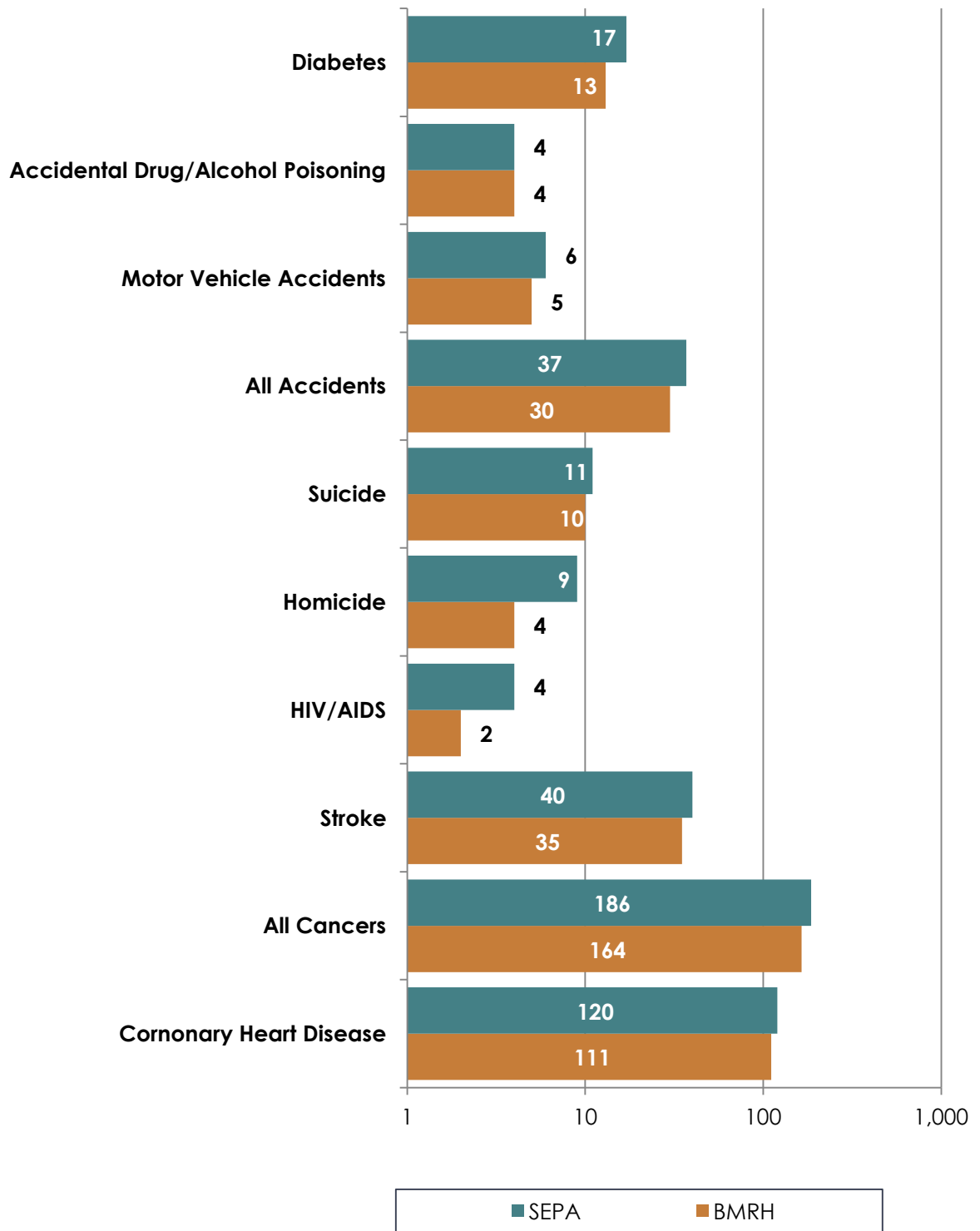
**All Cancers**

**Female Genital Cancer**

(See Appendix C for Vital Statistics Tables.)



**Figure 7. Mortality Rates per 100,000 for the CHNA Area and SEPA, 2008-2012**



Sources: Pennsylvania Department of Health, Bureau of Health Statistics and Research and 2010 U.S. Census. Calculations prepared by PHMC.

## CANCER MORTALITY

**Top five cancer mortality rates** for the hospital CHNA area:

**Lung Cancer (44 per 100,000)**

**Female Breast Cancer (23)**

**Prostate Cancer (20)**

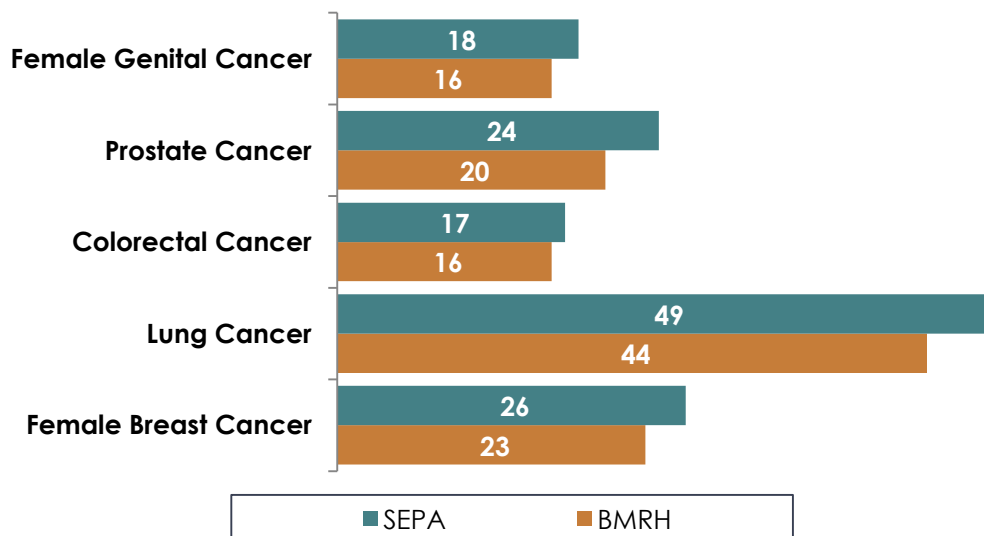
**Colorectal Cancer (16)**

**Female Genital Cancer (16)**

**Cancer of the Pancreas (12)**

Mortality rates for deaths due to specific cancers in the CHNA area are generally lower than mortality rates for Southeastern Pennsylvania (Figure 8).

**Figure 8. Cancer Deaths by Site per 100,000, 2008-2012**



Sources: Pennsylvania Department of Health, Bureau of Health Statistics and Research and 2010 U.S. Census. Calculations prepared by PHMC.

CHNA area (44 per

100,000). It is responsible for 580 deaths a year.

The other five leading causes of cancer deaths are female breast cancer (180 deaths per year); prostate cancer (110 deaths per year); colorectal cancer (220 deaths); female genital cancer (120 deaths); and cancer of the pancreas (160 deaths).

The mortality rate for female breast cancer for the CHNA area (23 per 100,000) does not meet the HP 2020 goal of 25.6 per 100,000.

## CANCER INCIDENCE

---

The incidence of all types of cancer combined in the CHNA area is 496 per 100,000. This rate is lower than the overall rate for Southeastern Pennsylvania (513).

- 6,600 new cases of cancer are reported every year in the CHNA area.
- This represents:
  - 950 new cases of breast cancer;
  - 900 cases of prostate cancer;
  - 810 of lung cancer;
  - 400 of female genital cancer;
  - and 360 of melanoma of the skin.

### Cancer Incidence in BMRH CHNA area: Top 5 Sites

- **Prostate: 144 per 100,000**
- **Female Breast: 134 per 100,000**
- **Lung: 61 per 100,000**
- **Female Genital: 54 per 100,000**
- **Melanoma of the Skin: 27 per 100,000**

## HEALTH STATUS

---

An **overwhelming majority** of adults in the CHNA area describe their health as excellent or very good

### SELF-REPORTED HEALTH STATUS

---

The majority of Bryn Mawr Rehabilitation Hospital CHNA area adults and children are in good health. However, a substantial number experience poor health due to chronic health problems. (See Appendix D for Household Health Survey Tables.)

Self-reported health status is one of the best indicators of population health. This measure has consistently shown to correlate very strongly with mortality rates.<sup>2</sup>

- The majority of BMRH CHNA area adults (85%) are in excellent, very good, or good health. This percentage has decreased slightly since 2012 (89% versus 85%, respectively.)

**Figure 9. Health Status of Adults 18+, 2015**



- This is true even when adjusting for age; 86% of adults in the CHNA are in excellent, very good or good health.

---

<sup>2</sup> Idler EL, Benyamini Y. Self-Rated Health and Mortality: A Review of Twenty-Seven Community Studies. *Journal of Health and Social Behavior.* 1997; 21-37.

However, approximately one in seven adults age 65+ (15%; representing 139,000 older adults) are in fair or poor health.

**Figure 10. Health Status of Older Adults 65+, 2015**



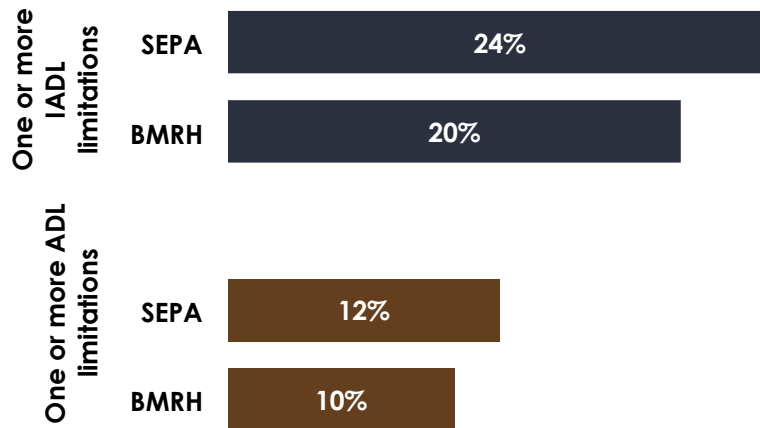
Many older adults have poor functional status as measured by one or more limitations in the Activities of Daily Living (ADLs) or the Instrumental Activities of Daily Living (IADLs).

**Instrumental Activities of Daily Living (IADLs)**  
**IADLs are activities related to living independently, such as using the telephone, shopping, cleaning, cooking, paying bills, and taking medication**

**Activities of Daily Living (ADLs)**  
**IADLs are activities related self-care, such as eating, dressing, grooming, walking indoors, bathing, and getting in and out of bed.**

- One in ten older adults (10% or 27,500 older adults), has at least one limitation in the Instrumental Activities of Daily Living (IADLs).
- One in five adults age 60+ (20.4% or 54,000), has at least one limitation in the Activities of Daily Living (ADLs).

**Figure 11. ADL and IADL Limitations, Adults 65+, 2015**



Source: PHMC's Southeastern Pennsylvania Household Health Survey, 2015.

Community meeting participants stated that falls among older adults is a problem in the CHNA area.

“It’s difficult to keep older adults safe in their homes and CCRCs are unaffordable for many.” (BMR meeting)

### **ACCIDENTAL INJURIES (TRAUMATIC BRAIN INJURIES, SPINAL CORD INJURIES, AND CONCUSSIONS)**

---

BMRH treats many rehabilitation patients with diagnoses of traumatic brain injury, concussions, and spinal cord injury.

Common causes for traumatic brain injuries include vehicle-related collisions, falls at home, violence, and sports injuries. Common causes for concussions include participating in high-risk sports, motor vehicle accidents, bicycle accidents, and falls, particularly among younger children. Common causes for spinal cord injuries include motor vehicle accidents, falls, sports and recreational injuries, and violence. One in four spinal cord injuries involve alcohol; diseases (cancer, arthritis, and osteoporosis) may also cause spinal cord distress.<sup>3</sup>

---

<sup>3</sup> Mayo Clinic website, Diseases and Conditions

Top concerns expressed by the BMRH leadership included driving under the influence, distracted driving, and motorcycle accidents, all of which can result in brain or spinal cord injuries, in addition to other serious bodily injuries and death.

Many accidents occur due to distracted driving. Distracted driving is increasing due to the use of hand held cell phones and other electronic devices. For example, in 2010 there were 13,846 crashes in Pennsylvania where distracted driving played a role.

In Pennsylvania in 2015, there were 9,609 crashes involving a drunk driver, with 188 fatalities, and 13,964 crashes involving a distracted driver, with 49 fatalities.<sup>4</sup> In Chester County, there were 1,899 crashes causing injury in 2014, and 11 alcohol-related deaths.<sup>5</sup> Many of these crash victims will suffer brain injuries, spinal cord injuries and other injuries requiring hospitalization in acute care and rehabilitation hospitals. Many other accident victims will be seen in emergency rooms of acute hospitals, treated and released but in need of follow-up outpatient rehab care.

In FY14, there were 786 inpatient discharges from PA acute care hospitals of patients living in the BMRH CHNA Area with a diagnosis of brain injury.

- Paoli Hospital, a Level II Trauma Center for Chester County, had the most of these discharges, 221.
- Discharges from other MLH acute care hospitals were 67 (Bryn Mawr), 23 (Riddle), and 14 (Lankenau).

Concussions are often seen in the emergency room where they are diagnosed, treated, and released for follow-up care. The emergency rooms at MLH acute hospitals treated 1,138 outpatients in FY14. Many more were likely seen at other area hospital emergency rooms or urgent care centers.

While the total number of outpatients seen in the MLH acute hospitals' emergency rooms with diagnosis of a concussion did not change significantly between FY12 and FY15, there was a steady decline in concussions for children and adolescents (0-17). This may be the result of improved equipment protection of younger athletes and surveillance of potential concussions during sporting activities.

In FY14, MLH acute hospitals had 46 inpatient discharges with a primary diagnosis of a concussion. Forty-six (46%) percent of those admissions were for persons age 65 and over. Falls are a primary reason for concussions, particularly among seniors. Some spinal cord injuries require extensive rehabilitation regimens over a course of weeks and months; both inpatient and outpatient care.

---

<sup>4</sup> Pennsylvania Department of Transportation, Pennsylvania Crash Facts and Statistics, 2014.

<sup>5</sup> Ibid.

## SPECIFIC HEALTH CONDITIONS

High blood pressure, diabetes, asthma, cancer, and mental health conditions are chronic illnesses that require ongoing care. MLH Physicians who were surveyed for this assessment cited obesity (64%), diabetes (55%), heart disease (46%), mental health (41%), Alzheimer’s Disease (39%), and substance abuse (39%) as the top specific medical issues that had the greatest impact on the population in the CHNA area.

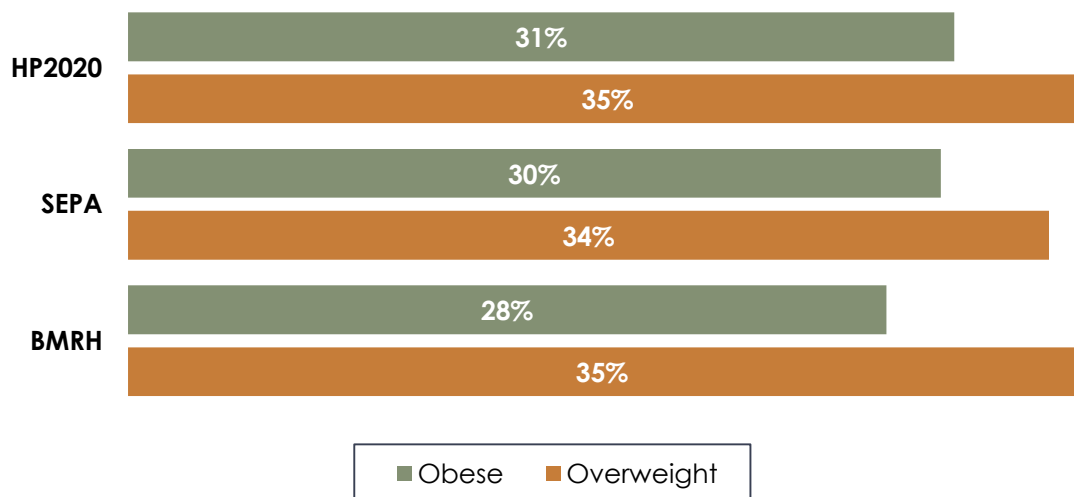
### OVERWEIGHT AND OBESITY

The CHNA area **does not meet** the HP 2020 goal for adult overweight (30.6%).

Overweight and obesity are strongly correlated with high blood pressure, diabetes, cancer, heart disease, and asthma.

- Nearly one-third of CHNA area adults age 20 and over (28%) are obese.
  - Slightly more than one-third of adults (35%) are overweight.
- The rate of adult overweight in the CHNA area (35%) does not meet the HP 2020 goal for adult obesity of 30.6%. However, rates of adult obesity in the CHNA area (28%) meet the HP 2020 goal of 31%.

**Figure 12. Obese and Overweight Adults (20+), 2015**



Source: PHMC’s Southeastern Pennsylvania Household Health Survey, 2015



BMRH town hall meeting participants mentioned that obesity is a problem for their community.

As stated by one participant:

“Obesity is a problem and causes knee replacement surgery that could be avoided and amputations of limbs for those who are diabetic due to obesity.”

Another participant stated:

“Amputations of limbs are a problem for those who are diabetic due to obesity.”

---

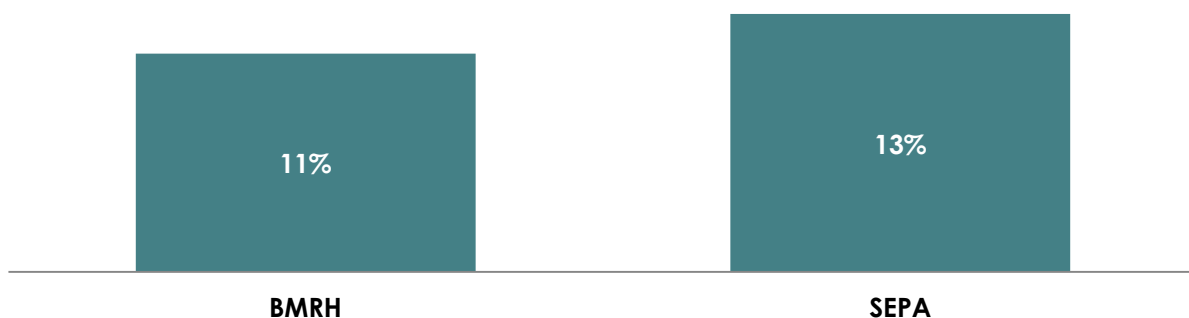
## DIABETES

---

Slightly more than one in ten (10.9%) adults have been diagnosed with diabetes.

- This represents 100,400 adults.
- Diabetes is slightly less common in the BMRH CHNA area (11%) than in SEPA (13%).

**Figure 13. Diabetes, Adults 18+, 2015**



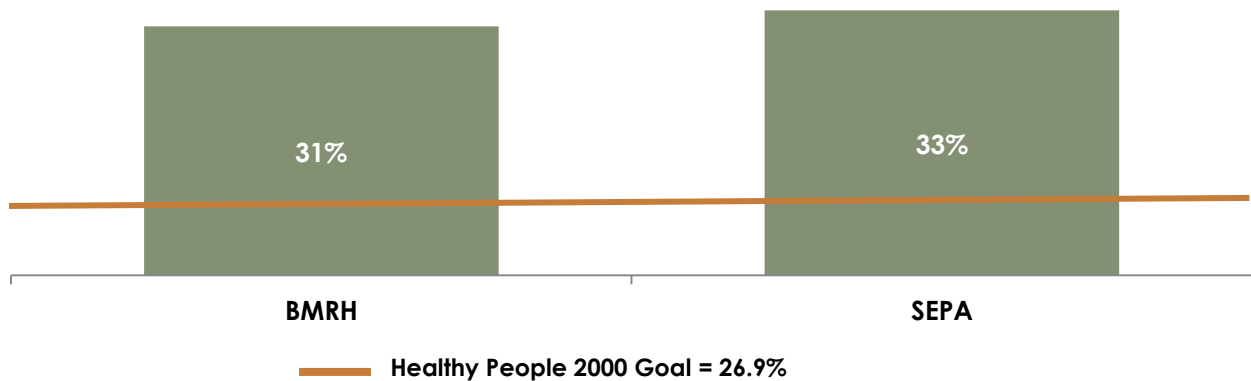
Source: PHMC’s 2015 Southeastern Pennsylvania Household Health Survey

## HYPERTENSION

Three in ten CHNA area adults (31%, or 282,700 adults) have been diagnosed with high blood pressure.

- This does not meet the HP 2020 goal of 27% and is slightly higher than in 2012 (31% versus 27%).

**Figure 14. High Blood Pressure, Adults 18+, 2015**

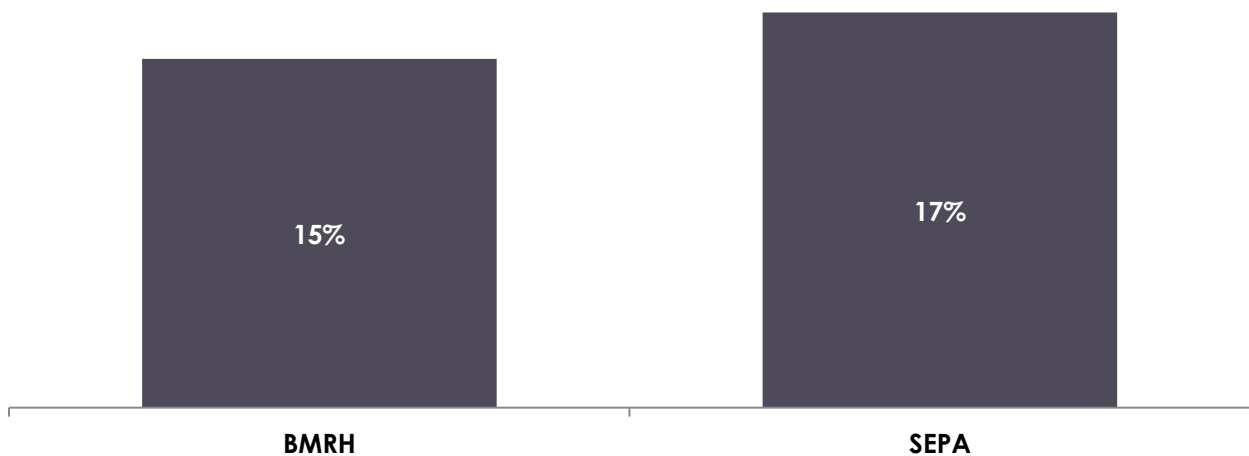


Source: PHMC's 2015 Southeastern Pennsylvania Household Health Survey

## ASTHMA

Fifteen percent of adults (134,700) have been diagnosed with asthma, compared to 17% in SEPA.

**Figure 15. Asthma, Adults 18+, 2015**



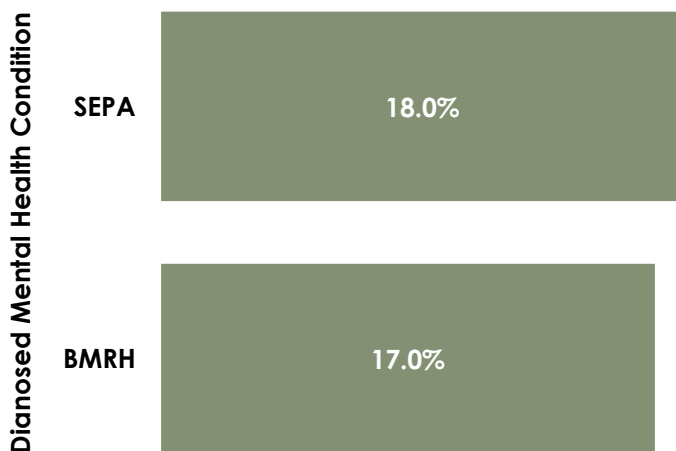
Source: PHMC's Southeastern Pennsylvania Household Health Survey, 2015

## MENTAL AND BEHAVIORAL HEALTH

Seventeen percent of adults in the CHNA area, representing 155,000 adults, have been diagnosed with a mental health condition. This is slightly higher than in 2012, but similar to the percentage for SEPA (18%).

- Of those with a mental health condition, more than one-half (59%, or 92,200 adults) are not receiving treatment for the condition.

**Figure 16. Mental Health Status of Adults 18+, 2015**



BMRH town hall meeting participants indicated that:

“Patients come to the ED with many conditions that could have been prevented: suicide attempts, bi-polar disorder.

“Memory issues are a co-morbid with head trauma patients that complicates care.”

“There are no community programs for behavioral health locally.”

In addition, approximately 48,200 adults (6%) in the CHNA area are in recovery for a substance abuse problem. This has remained steady since 2012. Substance abuse and distracted driving are among the concerns expressed by BMRH leadership.

“Alcohol and drug abuse is a problem for all ages, and includes prescription as well as illegal drugs, and is based on individuals making poor choices.”

Access to mental health services had the greatest impact on patient quality of life according to three-quarters of MLH physicians who were surveyed (75%), followed by stress (50%). Other major issues that have the greatest impact on patients are economic (affordable care) (43%), systemic (coordination of care) (43%), and attitudinal (patient compliance and motivation (43% each).

**Issues that have the greatest impact on patient quality of life**

Access to Mental Health Services	75%
Stress	50%
Affordable care	43%
Coordination of care	43%
Patient compliance	43%
Patient motivation	43%

In terms of coordination of care, BMRH Leadership meeting participants indicated that at discharge, patients don't have access to services they need. Specifically, leadership meeting participants mentioned the following:

"[The] hospital needs to coordinate care after they leave."

Many Leadership meeting participants also noted that many discharged patients lack transportation to services for many reasons. As stated by several community participants:

"The BMRH location is somewhat isolated."

"The cost of transportation is not affordable."

"People will not use the subsidized transportation because they have such a bad reputation."

## ACCESS AND BARRIERS TO HEALTHCARE

---

### Access to Care Objectives in HP 2020

Increase the proportion of the population with health insurance to 100%

Reduce the proportion of individuals who are unable to obtain or delay in obtaining

### HEALTH INSURANCE STATUS

---

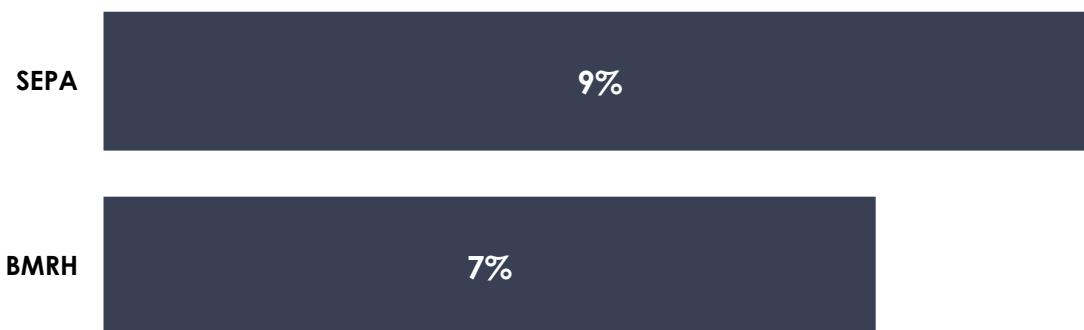
Having health insurance and a regular place to go when sick are important in ensuring continuity of care over time. The CHNA area does not meet the HP 2020 goal for the population of 100% health insurance coverage.

The overwhelming majority of adults in the Bryn Mawr Rehabilitation Hospital CHNA area (93%) have health insurance coverage.

However, a sizable percentage of adults aged 18-64 do not have any private or public health insurance:

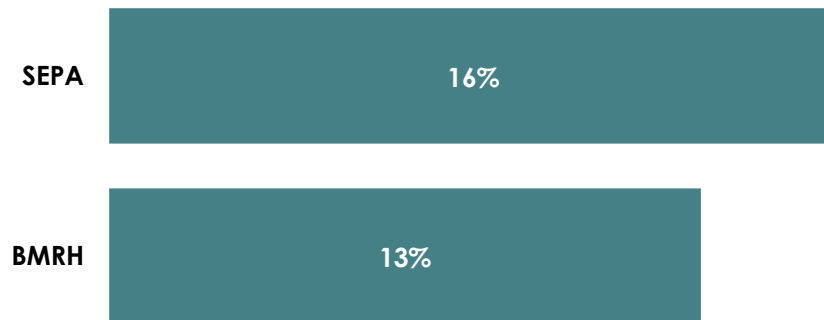
- 7% of adults aged 18-64 in the CHNA area are uninsured, representing 47,900 uninsured adults.

**Figure 17. No Health Insurance, Adults 18-64, 2015**



Source: PHMC's Southeastern Pennsylvania Household Health Survey, 2015

**Figure 18. No Prescription Drug Insurance, Adults, 2015**



Source: PHMC's Southeastern Pennsylvania Household Health Survey, 2015

In addition, 13% of adults in the CHNA area do not have prescription drug coverage.

Insurance coverage rates are changing rapidly everywhere as a result of the Affordable Care Act. Many adults in the Bryn Mawr Rehabilitation Hospital CHNA area have enrolled in health insurance plans through the Federal Marketplace since 2013.

Among those who shopped the Marketplace for health insurance coverage:

- 62% said it was difficult to find a plan with monthly premiums they could afford; and
- 65% said it was difficult to find a plan with out-of-pocket expenses, like co-pays and deductibles, that they could afford.

This is comparable to the experiences of Marketplace shoppers across SEPA.

In addition, about 86,400 adults in the CHNA area (10%) are covered by Medicaid and 28% are covered by Medicare (251,900).

The proportion of insured adults in the CHNA area who are covered by private insurance (62%) is somewhat higher than across Southeastern Pennsylvania (55%).

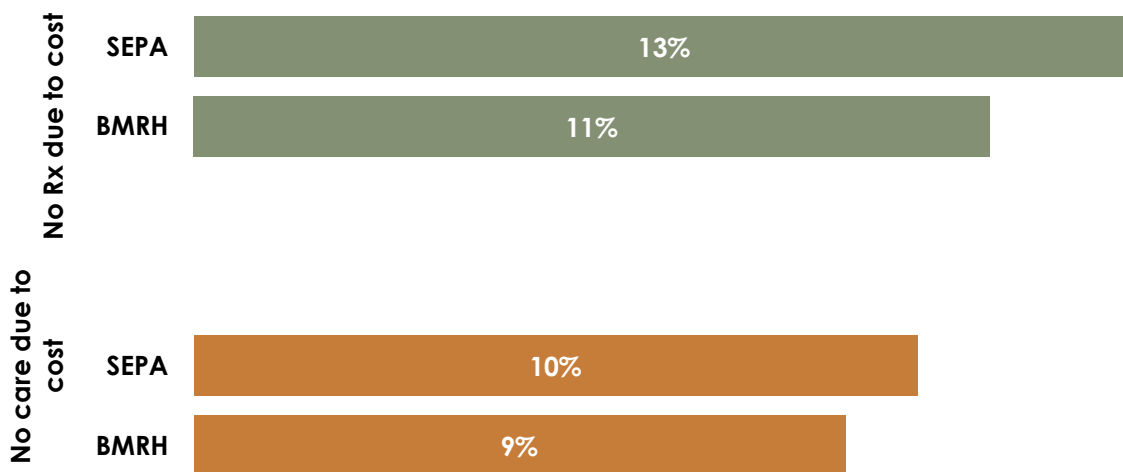
## ECONOMIC BARRIERS

With or without health insurance, 68,000 adults in the CHNA area were unable to get needed care in the past year due to the cost of that care.

- One in eleven adults (9%) reported that there was a time in the past year when they needed healthcare, but did not receive it due to the cost.

About 79,000 adults in CHNA area (10%) were prescribed a medication in the past year but did not fill the prescription due to cost.

**Figure 18. Cost Barriers to Care, Adults, 2015**



Source: PHMC's Southeastern Pennsylvania Household Health Survey, 2015

Main Line Health physicians who were surveyed for this report also cited cost as a frequent barrier to health care. Patient sensitivity to the cost of dental and eye care are the two services which cause patients to delay or refuse the service entirely (46% and 39%, respectively). They also indicated a need for education on the cost of health insurance coverage and co-pays and deductibles.

<b>Frequency of patient price sensitivity resulting in delay or refusal of service</b>	
Filling Rx	25%
Skipping Rx dose	21%
Scheduling exam	21%
Screening tests	27%
Surgery/procedures	21%
Dental care	46%
Eye care	39%

## PRIMARY CARE

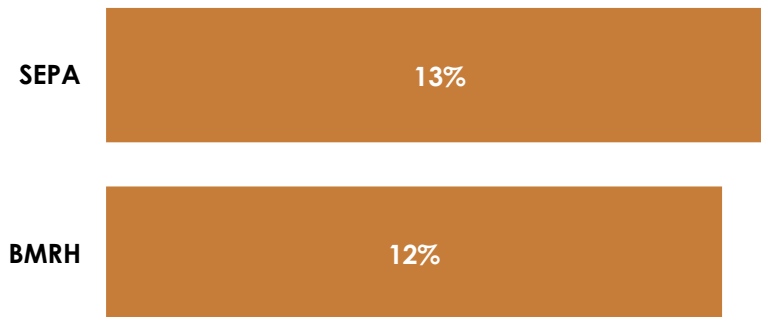
---

Having a regular source of care is important since people who have a regular source of care are more likely to seek care when they are sick compared with those who do not.

In the CHNA area, 12% of adults (about 112,800) do not have a regular source of primary care they can consult if they are ill or have a question about their health.

Having a regular source of care is important, since people who have a regular source of care are more likely to seek care when they are sick compared with those who do not.

**Figure 19. No Regular Source of Care, Adults, 2014-2015**



Source: PHMC's Southeastern Pennsylvania Household Health Survey, 2015



## RECOMMENDED SCREENINGS

Regular health screenings can help identify health problems before they start. Early detection can improve chances for treatment and cure and help individuals to live longer, healthier lives. The reasons for non-compliance with screenings vary.

Main Line Health physicians who were surveyed for this assessment were most in agreement on barriers to compliance with colonoscopies (dislike prep; 57%) and cardiac screening (do not know the importance; 55%). The top barrier to mammograms and blood tests was lack of time (30% and 41%, respectively).

### Top barriers to compliance for selected screenings

Mammogram	Lack of time	30%
Colonoscopy	Dislike prep	57%
Blood tests	Lack of time	41%
Cardiac screening	Do not know importance	55%

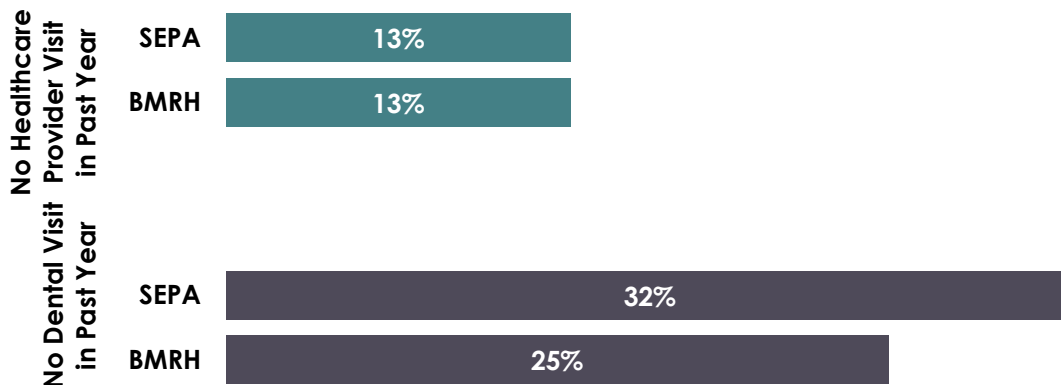
## PRIMARY CARE

In the CHNA area, 13% of adults did not visit a health care provider in the past year; this percentage represents 122,000 adults, and is comparable to the proportion of SEPA residents who have not seen a healthcare provider in the past year.

## DENTAL VISIT

One-quarter of adults in the area (25% or about 229,700) did not have a dental visit during the past year; this percentage is slightly lower (28%) than in 2012.

**Figure 20. Healthcare Provider and Dental Visits, Adults, 2015**



Source: PHMC's 2015 Southeastern Pennsylvania Household Health Survey

## BLOOD PRESSURE

About 73,300 adults in the CHNA area (8%) did not have a blood pressure test in the past year.

## COLONOSCOPY

More than one-quarter of adults 50 years of age and older in the CHNA area (29%) did not have a colonoscopy in the past ten years. This represents about 152,200 adults.

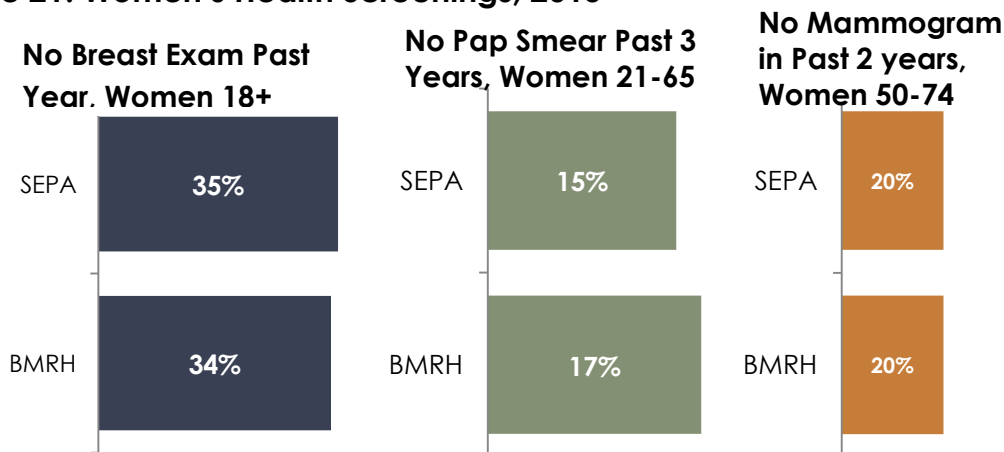
## PAP SMEAR TEST

Approximately 61,400 women aged 21 to 65 in the CHNA area (17%) did not receive a Pap smear in the past three years.

## MAMMOGRAM

Main Line Health physicians who were surveyed for this assessment felt that the top barrier to mammograms and blood tests was lack of time (30% and 41%, respectively). About one in five women aged 50-74 (20%, or about 48,100) did not have a mammogram in the past two years.

**Figure 21. Women’s Health Screenings, 2015**



Source: PHMC’s 2015 Southeastern Pennsylvania Household Health Survey

## PSA OR RECTAL EXAMS FOR PROSTATE CANCER

About 119,700 men aged 45 years and over in the CHNA area (45%) did not have a screening for prostate cancer in the past year.

---

## HEALTH BEHAVIORS

---

---

### NUTRITION

---

According to the USDA's MyPlate food guidelines, adults should eat 4-5 servings of fruits and vegetables daily.<sup>6</sup>

In the Bryn Mawr Rehabilitation Hospital CHNA area, nearly three-quarters (74%) of adults do not reach this recommended goal. Fast foods are often high in unhealthy calories, saturated fats, sugar, and salt. About one in three adults in the CHNA area (31% or about 287,400) reported eating fast food in the past week.

Participants in the BMRH town hall meeting indicated a need for nutrition education in the patient population.

---

### EXERCISE

---

The U.S. Department of Health and Human Services' 2008 Physical Activity Guidelines for Americans recommends that adults (ages 18-64) get 2.5 hours of moderate aerobic physical activity each week.<sup>7</sup>

About 174,100 adults in the CHNA area, 19%, do not participate in any exercise, and nearly half (47%) exercise fewer than three times each week.

---

### TOBACCO USE

---

**The percentage of adults who smoke in the CHNA area does not meet the HP 2020 goal of 12%. The percentage of smokers who have tried to quit in the past year does not meet the HP 2020 goal of 80%.**

In the CHNA area, 14% of adults smoke cigarettes. This represents approximately 126,100 adults. This is lower than the percentage across SEPA (17%). Within the CHNA area, 62% of smokers have tried to quit during the past year. This is an increase over 2012, 55%, but does not meet the HP 2020 goal of 80% of smokers trying to quit. About 10% of CHNA area adults, 89,900, are exposed to tobacco smoke inside their homes.

---

<sup>6</sup>The U.S. Departments of Agriculture, (2011). Dietary Guidelines Consumer Brochure. Retrieved online on October 23, 2012 at <http://www.choosemyplate.gov/food-groups/downloads/MyPlate/DG2010Brochure.pdf>

<sup>7</sup>U.S. Department of Health and Human Services. 2008 Physical Activity Guidelines for Americans, 2008.

## SOCIAL CAPITAL AND NEIGHBORHOODS

---

Neighborhood factors have important roles in the overall health and well-being of the CHNA area. Social capital is one measure used to understand an individual's neighborhood and role in that neighborhood.

- The majority (71%) of adults in the CHNA area have high social capital and feel like they belong in their neighborhood; however, nearly one in three (30%) have low social capital.

**Figure 22. Low Neighborhood Social Capital, Adults, 2015**



Source: PHMC's 2012 Southeastern Pennsylvania Household Health Survey

### Social Capital in the 2014-2015 Southeastern Pennsylvania Household Health Survey

The survey measured social capital using an index based on three questions:

1. whether people in the neighborhood **work together** to improve it;
2. whether people in the neighborhood **help each other**; and
3. whether the respondent has a **sense of belonging** in the neighborhood.

## HEALTH NEEDS OF SPECIAL POPULATIONS

---

One of the goals of this needs assessment was to identify the health needs of special populations across the CHNA area.

Because BMRH is a specialty hospital, its patients belong to a special population who have different health care needs than the patients of MLH's acute care general hospitals. In addition, much of BMRH's CHNA area overlaps that of MLH's acute care hospitals.

Therefore, BMRH's special populations are the patients it serves. These patients are those needing physical and cognitive rehabilitative services for those who have had joint replacements, amputations, strokes, spinal cord illness or injury, brain injuries or concussions.

BMRH's special populations have needs for prevention efforts focused in the following areas:

- Overweight and Obesity;
- Cardiovascular Health/Stroke;
- Diabetes
- Senior Health;
- Behavioral Health;
- Injury Prevention;
- Arthritis; and
- Cultural/Diversity/Disparity of Care

These needs are throughout the BMRH CHNA area, and the size of each these special populations is described briefly below.

- Joint replacement
  - Aging. The BMRH CHNA area has a higher percentage of adults age 65 and over (15%) and this is predicted to increase to 18% in 2020.
    - This represents almost 185,000 persons in the CHNA area.
  - Nearly one-half, 49%, have arthritis, and nearly two-thirds (65%) are overweight or obese.
- Amputations
  - Diabetes – 20% of adults 60+ are diabetic, representing over 53,000 persons.
  - Obesity – 36% are overweight and 29% are obese.
- Strokes
  - A majority, 52%, of adults 60+ have high blood pressure.
  - This represents 138,000 older adults

- Brain injuries, Concussions, and Spinal Cord Injuries
  - In Chester County, there were 1,899 crashes causing injury in 2014, and 11 alcohol-related deaths involved;
  - Among the MLH Acute Care Hospitals, 325 inpatients were discharged in FY14 with a primary diagnosis of brain injury; and
  - Among the MLH Acute Care Hospitals, their emergency rooms treated over 1,100 outpatients in FY14 with a concussion. They admitted 46 patients; 46% of those patients were age 65 and over.

## EXISTING HEALTH CARE RESOURCES

---

The mission of the Main Line Health hospitals is to provide a comprehensive range of safe, high-quality health services, complemented by related educational and research activities that meet healthcare needs and improve the quality of life in the communities they serve.

The current needs assessment, conducted by Public Health Management Corporation, builds upon previously identified unmet health needs using more recent data to review the following health needs and priorities of each community:

- Overweight/Obesity (adult and child);
- Diabetes (adult and child);
- Cardiovascular Health/Stroke;
- Lung Disease;
- Arthritis;
- Cancer;
- Senior Services/ Geriatrics;
- Cancer Prevention/Screenings, and Services;
- Behavioral Health;
- Injury Prevention; and
- Cultural Diversity/Disparities

Main Line Health hospitals (acute care and BMRH) have programs and resources in place that address these identified priorities. For example,

- Health educators provide free nutrition information, health screenings and family wellness activities at local farmer's markets in communities with health needs;
- Primary care counseling and education related to nutrition and weight;
- Free educational seminars for community residents covering topics ranging from healthy lifestyles to joint pain;
- Innovative community events to improve quality of life in cancer patients (i.e., the Free Bra Fitting Clinic to support women who have undergone breast cancer surgery);
- Counseling and contraceptive services at a hospital clinic;
- Injury prevention education series for vehicular-, sports-, and health-related injuries;
- Cruisin' Smart program that administers a peer-educator to teach students about the dangers of impaired and distracted driving; and

- Diversity and Inclusion Councils in every hospital, along with conducting research on disparities of care and implementing research findings.

MLH acute hospitals cover parts of four counties; BMRH covers parts of three counties. They serve a multitude of diverse populations that experience challenges in staying healthy and finding health care. A common barrier cited among community members is a lack of communication and awareness of the existing resources available to them, as well as the health education to increase appropriate utilization. As such, this report provides additional community assets (Appendix F), comprised of hospitals, nursing homes, health clinics, health centers, community centers and organizations, social services, food distribution sites, pharmacies and nursing homes, to serve as a comprehensive source of programs and services that address existing health priorities as well as the immerging unmet health needs significant to each CHNA area.



## UNMET NEEDS AND IDENTIFICATION PROCESS

---

The unmet health care needs for the Bryn Mawr Rehabilitation CHNA area were identified and prioritized by comparing the health status, access to care, health behaviors, and utilization of services for residents of the CHNA area to results for the county and state and the Healthy People 2020 goals for the nation. In addition, for Household Health Survey measures, tests of significance were conducted to identify and prioritize unmet needs. And, input from the community meeting participants was also used to further identify and prioritize unmet needs, local problems with access to care, and populations with special health care needs.

- In the Bryn Mawr Rehabilitation Hospital CHNA area, the majority of CHNA area adults (85%) are in excellent, very good, or good health. This percentage has decreased slightly since 2012 (89% versus 85%, respectively.) However, 15% of adults in the CHNA area are in fair or poor health.
- **Heart disease** is one of the leading causes of death in the CHNA area. Three in ten CHNA area adults (30.7%, or 282,700 adults) have been diagnosed with high blood pressure. Slightly more than one in ten (10.9%) adults have been diagnosed with diabetes.
- Nearly one-third of CHNA area adults age 20 and over (27.5%) are **obese**. Slightly more than one-third of adults (35.4%) are **overweight**. Rates of adult overweight and obesity in the CHNA area do not meet the HP 2020 goal for adult obesity of 31%).
- **Lung cancer** is the second leading cause of death in the BMRH CHNA area, yet 14% of adults still smoke cigarettes.
- 17% of adults in the CHNA area, representing 155,000 adults, have been diagnosed with a **mental health** condition. This is slightly higher than in 2012. Of those with a mental health condition, more than one-half (59%, or 92,200 adults) are not receiving treatment for the condition.
- Approximately 48,200 adults (6%) in the CHNA area are in recovery for a **substance abuse** problem. This has remained steady since 2012.
- The majority of adults (93%) in the Bryn Mawr Rehabilitation Hospital CHNA area have health insurance coverage. However, a sizable percentage of adults aged 18-64 do not have any private or public health insurance; 7% of adults aged 18-64 in the CHNA area are **uninsured**, representing 47,900 uninsured adults.
- Available and cost affordable **transportation services** for special populations including rehabilitation patients and seniors.

For most of the SEPA Household Health Survey indicators, the findings for the CHNA area were statistically better than the region as a whole. A few indicators, however, were not statistically better than the region as a whole and could be prioritized for

improvement, as well as being shown as needing improvement through the quantitative and qualitative data analysis. These areas are:

- Adults without a regular source of care;
- Adults who are overweight and who smoke cigarettes; and
- Improved access to mental health care for adults, particularly those individuals living in poverty, and who are uninsured or underinsured.
- Access to primary health care and routine cancer screenings for adults. In particular, access to women's wellness screenings should be improved.

Priority unmet needs in this area also include increased educational programs to address:

- Heart disease, and cancer management for all residents;
- Smoking prevention, interventions, and cessation programs;
- Overweight, and nutrition education for families, children and adults;
- Access to low cost health insurance; and
- Health education about healthy lifestyles, disease management and injury prevention.

Many of these unmet needs are already being addressed in the CHNA area by BMRH, the MLH acute hospitals, other hospitals, and other health care providers, government, and local non-profits. For example, MLH hospitals have programs and resources in place that address these identified priorities. These include:

- Health educators providing free nutrition information, health screenings and family wellness activities at local farmer's markets to community members in geographic areas with underserved populations and health needs.
- Primary care counseling and education related to nutrition and weight;
- Injury prevention education series for vehicular-, sports-, and health-related injuries;
- Diversity and Inclusion Councils in every hospital, along with conducting research on disparities of care and implementing the research findings.

Some of the unmet needs highlighted above are not within the hospital's scope of service. This list should be used to assist the hospital in addressing needs in their Community Health Implementation Plan.

## **APPENDIX A: PHMC'S COMMUNITY AND POPULATION ASSESSMENTS**

---

---

A list of community and population assessments PHMC has completed includes:

- 28 Community Health Needs Assessments for DVHC Member Hospitals, 2012
- Berks County Community Health Needs Assessment, 2012
- Philadelphia Health Care Trust Needs Assessment, 2011
- School District of Philadelphia Head Start Needs Assessment, 2010
- Jewish Federation of Greater Philadelphia Older Adult Needs Assessment, 2010
- Main Line Area Older Adults Needs Assessment, 2010
- William Penn Foundation Youth Development Initiative Population Studies, 2006, 2008, 2010
- National Nursing Centers Consortium Northeast Philadelphia Needs Assessment, 2009
- Latino Youth Needs Assessment, 2009
- National Children's Study Montgomery County Vanguard Center Needs Assessment, 2008
- Planned Parenthood of Bucks County LGBTQ Needs Assessment, 2007
- Project HOME North Philadelphia Needs Assessment, 2006
- Children's Hospital of Philadelphia Early Head Start Needs Assessment, 2003 and 2006
- Philadelphia Corporation for Aging Older Adults Needs Assessment, 2004
- North Penn (Montco) Community Health Special Populations Needs Assessment, 2003
- North Penn (Montco) Community Health Needs Assessment, 2002
- Brandywine Health Foundation Community Needs Assessment, 2002
- Philadelphia Chinatown Health Needs Assessment, 2001
- Philadelphia Latino Community Health Needs Assessment, 2001
- Burlington County, NJ Homeless Veterans Needs Assessment, 2001
- Phoenixville Community Health Foundation Special Populations Needs Assessment, 2000
- American Red Cross (SEPA Chapter) Needs and Impact Assessments, 1999
- Berwick, Pennsylvania Community Health Needs Assessment, 1999
- East Parkside Needs Assessment, 1999
- Phoenixville Community Health Foundation Needs Assessment, 1999
- City of Philadelphia Office of Housing and Community Development Elderly Housing Needs Assessment, 1997
- Presbyterian Foundation Assisted Living Assessment of West Philadelphia, 1997
- Five County (NJ) Elderly Health Needs Assessment, 1997
- Suburban Camden County Health Needs Assessment, 1997
- Bucks County Community Health Needs Assessment - Quantitative Analysis, 1994; Update, 1997

- Cumberland, Gloucester, and Salem Counties Health Needs Assessments, 1996
- Presbyterian Foundation Assisted Living Assessment of South and North Philadelphia, 1996
- Montgomery County Health Department Maternal and Child Health Needs Assessment - quantitative data analysis, 1996
- Haddington Area Needs Assessment, 1996
- Partnership for Community Health in the Lehigh Valley - implementation phase, 1996
- Delaware Valley Health Care Council Regional Health Profile, 1996
- City of Camden Needs Assessment, 1996
- Paoli Memorial Hospital Needs Assessment, 1994
- Northeast Philadelphia Partnership for a Healthier Community - qualitative data analysis, 1994
- Misericordia Hospital Community Health Needs Assessment , 1993
- Crozer-Keystone Health System, Delaware County Needs Assessment - quantitative data analysis, 1993
- Chester County Title V Maternal and Child Health Needs Assessment , 1993
- Chester County Maternal and Child Health Consortium Needs Assessment, 1993
- Bucks County Title V Maternal and Child Health Needs Assessment , 1993












## APPENDIX B: U.S. CENSUS TABLES

---

KEY  
Trends over time are shown as a  
brown line at the end of the  
table.

## Bryn Mawr Rehabilitation Hospital Community Needs Assessment Area

**Table 1. Socio-Demographic Indicators, U.S. Census**

	2013	2015	2020	Trend
	N %	N %	N %	
<b>Total Population</b>	1,185,378	1,196,023	1,219,675	
<b>Age</b>				
0-17	274,997 23.2	268,892 22.5	264,349 21.7	
18-44	403,454 34.0	407,287 34.1	410,310 33.6	
45-65	333,419 28.1	335,787 28.1	330,835 27.1	
65+	173,508 14.6	184,057 15.4	214,181 17.6	
<b>Gender</b>				
Male	577,599 48.7	583,260 48.8	595,537 48.8	
Female	607,779 51.3	612,763 51.2	624,138 51.2	
<b>Race/Ethnicity*</b>				
White	886,388 74.8	888,035 74.2	878,484 72.0	
Black	143,669 12.1	145,597 12.2	154,221 12.6	
Asian	65,948 5.6	69,786 5.8	80,685 6.6	
Other	23,079 1.9	23,961 2.0	27,076 2.2	
Latino	66,294 5.6	68,644 5.7	79,209 6.5	

Source: Nielsen-Claritas Pop-Facts Database and 2010 U.S. Census

*This Page is blank.*



## Bryn Mawr Rehabilitation Hospital Community Needs Assessment Area





**Table 2. Economic Indicators, U.S. Census**

	2013 N %	2015 N %	2020 N %	Trend
<b>Total Population</b>	1,185,378	1,196,023	1,219,675	
<b>Income</b>				
Median Household Income	\$78,456	\$78,844	\$82,662	
<b>Education</b>				
Less than HS	60,659 7.6	56,227 6.9	57,391 6.9	
HS Graduate	380,692 47.8	390,203 48.2	399,974 48.2	
College or More	354,605 44.6	363,939 44.9	372,299 44.9	
<b>Employment</b>				
Employed	596,860 93.1	594,536 92.5	612,384 92.5	
Unemployed	44,313 6.9	48,538 7.5	49,945 7.5	
<b>Poverty Status</b>				
Families living in poverty WITHOUT children	14,339 4.8	16,980 5.6	17,273 5.6	
Families living in poverty WITH children	10,865 7.3	12,596 8.7	12,796 8.7	
<b>Housing Unit Type</b>				
Renter-occupied	122,271 27.5	123,261 27.5	125,932 27.5	
Owner-occupied	322,259 72.5	325,433 72.5	331,737 72.5	

Source: Nielsen-Claritas Pop-Facts Database and 2010 U.S. Census

Bryn Mawr Rehabilitation Hospital Community Needs Assessment Area

**Table 3. Language Spoken at Home, U.S. Census**

	<b>2013</b>	<b>2015</b>	<b>2020</b>	<b>Trend</b>
	N %	N %	N %	
<b>Total Population</b>	1,185,378	1,196,023	1,219,675	
<b>Language Spoken at Home</b>				
English	975047 87.7	981524 87.2	1002814 87.2	
Spanish	46126 4.1	46340 4.1	47148 4.1	
Asian Language	31181 2.8	35558 3.2	35980 3.1	
Other Language	59954 5.4	62665 5.6	63593 5.5	

Source: Nielsen-Claritas Pop-Facts Database and 2010 U.S. Census

---


---

## APPENDIX C: VITAL STATISTICS TABLES

---

---

KEY

 Blue shading indicates HP2020 Goal is not been met.

Bar graphs in right column show trends over time.

**Table 1. Fertility Rates for Women 15-44 Years by Race and Ethnicity, 2009-2012, in Bryn Mawr Rehabilitation Hospital CHNA Area**

		Bryn Mawr Rehabilitation Hospital	SEPA		
		Rate per 1000 Avg. Number	Rate per 1000 Avg. Number		
<b>All Women 15-44</b>		59.6 13,489	59.9 49,720		
<b>Race/Ethnicity*</b>					
	White	54.1 9,119	50.0 25,570		
	Black	68.2 2,180	69.9 14,412		
	Asian	70.2 1,087	58.7 3,380		
	Other	83.4 851	87.6 4,848		
	Latino/a	94.0 1,266	84.7 6,106		
	Non-Latino/a	56.7 12,072	56.3 42,708		

**Notes:**

The fertility rate is calculated per 1,000 women 15-44 years of age.

White, Black, Asian and Other races include Latinos/as.

\*Unknown race and ethnicity appear only for the total.

Sources: Pennsylvania Department of Health, Bureau of Health Statistics and Research and 2010 U.S. Census. Calculations prepared by PHMC.

**Table 2. Fertility Rates for Women 15-17 Years by Race and Ethnicity, 2009-2012, in Bryn Mawr Rehabilitation Hospital CHNA Area**

		Bryn Mawr Rehabilitation Hospital	SEPA	
		Rate per 1000 Avg. Number	Rate per 1000 Avg. Number	
<b>All Women 15-17</b>		8.9 211	15.7 1,299	
<b>Race/Ethnicity*</b>				
White		3.1	4.3	
		56	209	
Black		30.0	33.1	
		107	769	
Asian		ND	4.3	
		ND	18	
Other		29.8	38.5	
		37	244	
Latino/a		42.3	40.6	
		54	309	
Non-Latino/a		6.7	12.7	
		151	951	

**Notes:**

The fertility rate is calculated per 1,000 women 15-17 years of age.

White, Black, Asian and Other races include Latinos/as.

\*Unknown race and ethnicity appear only for the total.

ND=Not Displayed. Rates are not calculated and displayed when there are less than six occurrences of the event over the course of 2009-2012.

Sources: Pennsylvania Department of Health, Bureau of Health Statistics and Research and 2010 U.S. Census. Calculations prepared by PHMC.

**Table 3. Infants Born at Low Birth Weight by Race and Ethnicity, 2009-2012, in Bryn Mawr Rehabilitation Hospital CHNA Area**

	Bryn Mawr Rehabilitation Hospital Rate per 1,000 Avg. Number	SEPA Rate per 1,000 Avg. Number	
<b>All Live Births</b>	75.2 1,019	90.6 4,525	
<b>Race/Ethnicity*</b>			
White	63.4 581	67.6 1,736	
Black	125.2 275	133.0 1,926	
Asian	76.3 83	79.5 269	
Other	68.2 58	89.3 435	
Latino/a	61.8 79	85.1 522	
Non-Latino/a	75.7 918	90.0 3,860	

**Notes:**

Low birth weight is defined as an infant weighing less than 2500 grams (5.5 lbs.) at birth.

The low birth weight is calculated per 1,000 live births.

White, Black, Asian and Other races include Latino/as.

\*Unknown race and ethnicity appear only for the total.

Source: Pennsylvania Department of Health, Bureau of Health Statistics and Research. Calculations prepared by PHMC.

**Table 4. Percentage of Infants Born Prematurely by Race and Ethnicity, 2009-2012, in Bryn Mawr Rehabilitation Hospital CHNA Area**

		Bryn Mawr Rehabilitation Hospital	SEPA		
		Percentage	Percentage		
		Avg. Number	Avg. Number		
<b>All Live Births</b>		9.2 1,232	10.2 5,508		
<b>Race/Ethnicity*</b>					
White		8.5	8.6		
		774	2,192		
Black		12.9	13.6		
		280	1,955		
Asian		7.0	7.7		
		76	258		
Other		9.1	9.8		
		77	476		
Latino/a		8.8	9.7		
		111	591		
Non-Latino/a		9.1	10.2		
		1,100	4,325		
<b>Notes:</b>					
Prematurity is defined as the birth of an infant before 37 weeks gestation.					
The percentage of infants born prematurely is calculated as a percentage of all live births that have birth certificate data on gestational age.					
White, Black, Asian and Other races include Latino/as.					
*Unknown race and ethnicity appear only for the total.					
Sources: Pennsylvania Department of Health, Bureau of Health Statistics and Research. Calculations prepared by PHMC.					

**Table 5. Percentage of Women Receiving Late or No Pre-natal Care by Race and Ethnicity, 2009-2012, in Bryn Mawr Rehabilitation Hospital CHNA Area**

		Bryn Mawr Rehabilitation Hospital	SEPA		
		Percentage	Percentage		
		Avg. Number	Avg. Number		
<b>All Live Births</b>		28.7 3,810	35.8 17,051		
<b>Race/Ethnicity*</b>					
White		21.6	24.1		
		1,950	6,045		
Black		48.2	51.7		
		1,016	6,905		
Asian		27.7	33.0		
		296	1,073		
Other		52.7	51.3		
		439	2,373		
Latina/o		49.8	49.3		
		618	2,875		
Non-Latina/o		26.2	33.5		
		3,116	13,756		

**Notes:**

White, Black, Asian and Other races include Latinas/os.

\*Unknown race and ethnicity appear only for the total.

Late prenatal care is defined as having no recorded prenatal visit in the 1st or 2nd trimesters.

The percentage of women receiving late or prenatal care is calculated as a percentage of all live births that have birth certificate data on prenatal care.

Source: Pennsylvania Department of Health, Bureau of Health Statistics and Research. Calculations prepared by PHMC.



**Table 6. Infant Mortality Rate by Race and Ethnicity, 2008-2012, in Bryn Mawr Rehabilitation Hospital CHNA Area**

		Bryn Mawr Rehabilitation Hospital	SEPA	
		Rate per 1,000 Avg. Number	Rate per 1,000 Avg. Number	
<b>All Live Births</b>		5.6	7.3	
		77	365	
<b>Race/Ethnicity</b>				
White		4.1	5.4	
		38	139	
Black		13.7	5.4	
		30	194	
Asian		4.1	3.6	
		5	12	
Other		5.0	4.0	
		4	20	
Latino/a		4.3	5.7	
		6	35	
Non-Latino/a		5.6	7.5	
		69	322	


**Notes:**

Infant mortality is defined as the death of an infant within the first year of birth and is calculated per 1,000 live infant births.

White, Black, Asian and Other races include Latino/as.

Source: Pennsylvania Department of Health, Bureau of Health Statistics and Research. Calculations prepared by PHMC.









**Table 7. Currently Living with HIV/AIDS by County, 2014**

	Bucks County	Chester County	Delaware County	Montgomery County	Philadelphia County	Pennsylvania	
	Rate per 100,000 Number	Rate per 100,000 Number	Rate per 100,000 Number	Rate per 100,000 Number	Rate per 100,000 Number	Rate per 100,000 Number	
Currently Living with HIV, including AIDS	6.5 122	5.6 85	15.8 265	6.4 155	45.7 2,106	11.3 4,320	

**Note:**

Source: Pennsylvania Department of Health, HIV/AIDS Investigations-Bureau of Epidemiology.

**Table 8. Communicable Disease Rates by Southeastern Pennsylvania County, 2014**

	Bucks County	Chester County	Delaware County	Montgomery County	Philadelphia County	Pennsylvania	
	Rate per 100,000 Number	Rate per 100,000 Number	Rate per 100,000 Number	Rate per 100,000 Number	Rate per 100,000 Number	Rate per 100,000 Number	
Hepatitis B, Chronic	13.2 200	8.2 100	34.7 600	21.3 500	30.8 1,400	14.0 5,400	
Tuberculosis	1.6 0	1.6 0	3.2 100	2.3 100	6.1 300	1.9 700	
Lyme Disease	74.5 1,400	134.0 2,000	19.1 300	43.6 1,100	9.4 400	37.2 14,200	
Pertussis	15.8 300	14.3 200	19.2 300	18.0 400	8.6 400	9.6 3,700	
Chickenpox	10.0 200	7.0 100	3.1 100	7.3 200	13.9 600	8.3 3,200	
Chlamydia	163.0 3,100	183.4 2,800	457.9 7,700	220.7 5,300	1316.7 60,700	406.7 155,400	
Gonorrhea	23.4 400	41.0 600	114.6 1,900	40.9 1,000	446.6 20,600	110.0 42,000	
Syphilis, Primary and Secondary	2.0 0	0.9 0	2.4 0	2.1 100	15.5 700	3.2 1,200	

**Note:**

Communicable disease rates are calculated per 100,000 population

Source: Pennsylvania Department of Health, Bureau of Health Statistics and Research, EpiQMS, 2014

Table 9. Cancer Incidence Rates, 2008-2012, in Bryn Mawr Rehabilitation Hospital CHNA Area			
	Bryn Mawr Rehabilitation Hospital	SEPA	
	Rate per 100,000	Rate per 100,000	
	Avg. Number	Avg. Number	
<b>All Selected Cancer Sites</b>	496.4	512.7	
	6,602	22,867	
<b>Selected Cancer Sites</b>			
Female Breast	134.1	132.7	
	954	3,204	
Colorectal	43.5	47.0	
	583	2,106	
Female Genital	54.2	57.8	
	397	1,419	
Prostate	143.9	151.8	
	907	3,113	
Lung, Bronchus, and Trachea	60.6	68.6	
	807	3,057	
Leukemia	13.6	12.6	
	177	550	
Melanoma of the Skin	27.4	20.9	
	358	922	
Non-Hodgkin Lymphoma	21.8	21.3	
	289	946	
Stomach	6.3	7.3	
	85	327	
Small Intestine	2.4	2.6	
	33	115	
Liver and Intrahepatic Bile Duct	6.9	9.8	
	96	458	
Pancreas	12.8	14.2	
	172	641	
Bone and Articular Cartilage	1.0	1.0	
	12	40	
Urinary Bladder	24.2	24.3	
	323	1,092	
Kidney and Renal Pelvis	16.1	17.6	
	212	783	
Brain and Other Central Nervous System	7.6	7.1	
	98	302	
Thyroid	20.4	18.5	
	252	774	
Hodgkin Lymphoma	3.2	3.3	
	37	134	
<b>Other Cancer Sites</b>	61.5	64.7	
	812	2,883	

HP2020 Goal for colon cancer: 39.9 new cases per 100,000 population.

Highlighted cells do not meet HP2020 Goal.

**Note:**

Incidence rates are calculated per 100,000 population. Denominators to calculate age-adjusted rates to the Standard 2000 population derive from 2010 Census ZCTA data broken down into 19 age groups.

ND=Not Displayed. Rates are not calculated and displayed when there are less than six occurrences of the event over the course of 2008-2012.

Sources: Pennsylvania Department of Health, Bureau of Health Statistics and Research and 2010 U.S. Census. Calculations prepared by PHMC.

**Table 10. Mortality Rate by Cause of Death, 2008-2012, in Bryn Mawr Rehabilitation Hospital CHNA Area**

		Healthy People 2020 Goal	Bryn Mawr Rehabilitation Hospital	SEPA	
		Rate per 100,000	Rate per 100,000 Avg. Number	Rate per 100,000 Avg. Number	
<b>All Causes of Death</b>			654.2 9,145	756.4 349,000	
<b>Selected Causes of Death</b>					
All Cancer Sites	161.4	163.6	185.7		
		2,224	8403		
Female Breast	20.7	23.0	25.6		
		176	664		
Lung, Bronchus, and Trachea	45.5	43.5	49.4		
		583	2,212		
Colon, Rectal, Anus, Anal Canal, and Anorectum	14.5	16.2	17.1		
		222	779		
Prostate	21.8	19.5	24.3		
		106	426		
Female Genital		15.7	17.7		
		121	452		
Coronary Heart Disease	103.4	110.7	119.7		
		1,596	5,657		
Stroke	34.8	35.3	40.3		
		510	1,917		
HIV/AIDS	3.3	1.8	3.6		
		23	152		
Homicide	-	3.6	9.4		
		40	374		
Suicide	10.2	9.7	10.9		
		122	458		
All Accidents	-	29.6	37.0		
		373	1,576		
Motor Vehicle Accidents	-	4.8	6.0		
		58	248		
Accidental Drug/Alcohol Poisoning	-	3.7	3.6		
		44	149		
Diabetes	66.6	13.2	17.4		
		183	796		

Highlighted cells do not meet HP2020 Goal.

**Note:**

Incidence rates are calculated per 100,000 population. Denominators to calculate age-adjusted rates to the Standard 2000 population derive from 2010 Census ZCTA data broken down into 11 age groups.

ND=Not Displayed. Rates are not calculated and displayed when there are less than six occurrences of the event over the course of 2008-2012.

Sources: Pennsylvania Department of Health, Bureau of Health Statistics and Research and 2010 U.S. Census. Calculations prepared by PHMC.


**Table 11. Cancer Mortality Rates, 2008-2012, in Bryn Mawr Rehabilitation Hospital CHNA**

		Bryn Mawr Rehabilitation Hospital	SEPA		
		Rate per 100,000	Rate per 100,000		
		Avg. Number	Avg. Number		
<b>All Selected Cancer Sites</b>		165.8	185.7		
		2,253	8,403		
<b>Selected Sites</b>					
	Female Breast	23.0	25.6		
		176	664		
	Colorectal	16.2	17.1		
		222	779		
	Female Genital	15.7	17.7		
		121	452		
	Lung, Bronchus, and Trachea	43.5	49.4		
		583	2,212		
	Prostate Cancer	19.5	24.3		
		106	426		
	Leukemia	6.7	7.0		
		89	315		
	Melanoma of the Skin	3.4	2.9		
		45	130		
	Non-Hodgkin Lymphoma	6.3	6.5		
		86	293		
	Stomach	3.2	3.7		
		43	166		
	Small Intestine	0.5	.4		
		7	20		
	Liver and Intrahepatic Bile Duct	4.9	7.1		
		67	327		
	Pancreas	11.5	12.6		
		155	570		
	Bone and Articular Cartilage	ND	0.4		
		ND	17		
	Urinary Bladder	4.2	4.7		
		59	219		
	Kidney and Renal Pelvis	3.3	3.6		
		45	166		
	Brain and Other Central Nervous System	4.4	4.0		
		60	177		
	Thyroid	0.5	0.6		
		7	26		
	Hodgkin Lymphoma	ND	0.4		
		ND	16		
<b>Other Cancer Sites</b>		27.5	31.4		
		376	1,430		
HP2020 Goal for female breast cancer: 20.7 deaths per 100,000 females.					
HP2020 Goal for colorectal cancer: 14.5 deaths per 100,000 population.					
HP2020 Goal for prostate cancer: 21.8 deaths per 100,000 males.					
HP2020 Goal for melanoma: 2.4 deaths per 100,000 population.					
Sources:					
Pennsylvania Department of Health, Bureau of Health Statistics and Research and 2010 U.S. Census. Calculations prepared by PHMC.					
Incidence rates are calculated per 100,000 population. Denominators to calculate age-adjusted rates to the Standard 2000 population derive from 2010 Census ZCTA data broken down into 11 age groups.					
ND=Not Displayed. Rates are not calculated and displayed when there are less than six occurrences of the event over the course of 2008-2012.					

## APPENDIX D: HOUSEHOLD HEALTH SURVEY TABLES

---

KEY

 Blue shading indicates HP2020 Goal is not been met.

Bar graphs in right column show trends over time.

**Table 1. Selected Social Indicators, Adults 18+, in Bryn Mawr Rehabilitation Hospital CHNA Area, 2015**

	Bryn Mawr Rehabilitation Hospital N %	SEPA N %	Bar Chart
<b>Religious Affiliation (2012)</b>			
Protestant	315,100 38.5%	1,248,600 41.3%	
Catholic	289,300 35.3%	960,600 31.8%	
Jewish	24,800 3.0%	125,200 4.1%	
No Religious Affiliation/Other	190,200 23.2%	685,600 22.7%	
<b>Social Capital</b>			
Low Social Capital	272,300 29.5%	1,109,900 35.2%	
<b>Cultural Barriers</b>			
Lives Alone (60+)	79,300 30.2%	267,500 30.9%	
Speaks a non-English language at home	105,900 11.5%	481,900 15.2%	

**Notes:**

Source: PHMC's 2012 Southeastern Pennsylvania Household Health Survey



**Table 2. Physical Health Status of Adults 18+ in Bryn Mawr Rehabilitation Hospital CHNA Area, 2015**

	Bryn Mawr Rehabilitation Hospital	SEPA	Bar Chart	
	N %	N %		
<b>Overall Health Status</b>				
Excellent/Very Good/Good	786,100 85.0%	2,604,600 82.3%		
Excellent/Very Good/Good (age adjusted)*	86.0%	83.8%		
Fair/Poor	138,600 15.0%	560,800 17.7%		

Healthy People 2020 Goal for Good or Better Health: 79.8%. Highlighted cells do not meet HP2020 Goal.

<b>Body Mass Index, Adults 20+</b>				
Overweight	318,800 35.4%	1,057,800 34.4%		
Obese	247,100 27.5%	926,500 30.1%		
Obese (age adjusted)*	26.2%	29.3%		

Healthy People 2020 Goal for Obesity is 30.6% of adults 20+. Highlighted cells do not meet HP2020 Goal. Overweight is defined as having a BMI of 25-29 and obese is defined as having a BMI of 30 or greater.

<b>Chronic Health Conditions</b>				
Ever diagnosed with asthma	134,700 14.6%	539,300 17.0%		
Ever diagnosed with diabetes	100,400 10.9%	401,500 12.7%		
Ever diagnosed with high blood pressure	282,700 30.7%	1,051,100 33.3%		
High blood pressure (age adjusted)*	24.2%	27.4%		
Not taking prescribed BP medication all or nearly all the time	8,600 3.6%	46,300 5.2%		
Not taking BP medication (age adjusted)*	6.0%	6.7%		
Ever diagnosed with arthritis (2012)	207,900 24.6%	834,000 26.7%		

Healthy People 2020 Goal for adults with hypertension is 26.9% or fewer, and for adults with hypertension not taking medication, 30.5% or fewer. Highlighted cells do not meet HP2020 goal.

**Notes:**

\*Age adjusted using the direct method and the 2000 U.S. standard million population.

Source: PHMC's 2015 Southeastern Pennsylvania Household Health Survey

**Table 3. Mental Health Status of Adults 18+ in Bryn Mawr Rehabilitation Hospital CHNA Area, 2015**

		Bryn Mawr Rehabilitation Hospital	SEPA	Bar Chart
		N	N	
		%	%	
<b>Mental Health Status</b>				
Diagnosed with mental health condition		155,000	551,400	
		16.8%	17.5%	
Not receiving treatment for mental health condition		92,200	205,700	
		59.6%	37.4%	
<b>Substance Abuse and Recovery</b>				
Ever had a substance abuse problem		9,700	70,800	
		1.1%	2.3%	
Currently in recovery		48,200	259,900	
		5.8%	8.4%	

**Notes:**

Source: PHMC's 2015 Southeastern Pennsylvania Household Health Survey.

**Table 4. Health Insurance and Access to Care for Adults 18+ in Bryn Mawr Rehabilitation Hospital CHNA Area, 2015**

		Bryn Mawr Rehabilitation Hospital	SEPA	Bar Chart
		N	N	
		%	%	
<b>Insurance Status</b>				
Uninsured (18-64)		47,900	214,200	
		6.6%	8.6%	
No RX insurance		119,200	503,100	
		13.1%	16.2%	
<b>Insured (18+) through:</b>				
Medicaid		86,400	424,100	
		9.6%	14.0%	
Medicare (Part A)		251,900	933,000	
		28.0%	30.6%	
Private Insurance		572,300	1,721,900	
		62.1%	54.8%	
Self-pay		474,200	1,597,900	
		51.9%	51.2%	
Healthy People 2020 Goal for health insurance is 100% of all adults. Highlighted cells do not meet HP2020 goal.				
<b>Marketplace Enrollment</b>				
Enrolled in Marketplace plan since 2013		56,200	198,200	
		34.6%	36.3%	
Difficult to find a plan with affordable premiums		95,800	349,500	
		62.2%	66.4%	
Difficult to find a plan with affordable co-pays and deductibles		98,500	355,900	
		64.5%	67.7%	
<b>Access to Care</b>				
No Regular Source of Care		112,800	400,600	
		12.2%	12.7%	
<b>In the past year did not...</b>				
Receive health care due to cost		86,400	323,400	
		9.3%	10.2%	
Fill a prescription due to cost		100,200	419,800	
		10.9%	13.3%	
Healthy People 2020 Goal for adults with no regular source of care is 26.1% Highlighted cells do not meet HP2020 goal.				
<b>Hospital Visits</b>				
Mean number of ED visits in past year		0.5	0.6	
Median number of ED visits in past year		0.0	0.0	

**Notes:**

Source: PHMC's 2015 Southeastern Pennsylvania Household Health Survey

**Table 5. Health Behaviors for Adults 18+ in Bryn Mawr Rehabilitation Hospital CHNA Area, 2015**

	Bryn Mawr Rehabilitation Hospital	SEPA	Bar Chart	
	N %	N %		
<b>Diet and Nutrition</b>				
Fewer than four servings of fruits and vegetables in a typical day	672,100 74.3%	2,369,100 77.1%		
Ate fast food in the past week	287,400 31.0%	1,087,700 34.3%		
Cut a meal in the past year due to cost	10,100 3.6%	61,500 6.6%		
<b>Physical Activity</b>				
Did not exercise in the past month	174,100 19.0%	685,400 21.7%		
Exercised fewer than 3 days per week	424,900 46.3%	1,526,800 48.4%		
Uncomfortable visiting neighborhood outdoor space during the day	176,900 19.4%	677,700 21.8%		
Healthy People 2020 Goal for no leisure time physical activity is 32.6%. Highlighted cells do not meet HP 2020 Goal.				
<b>Cigarette Smoking</b>				
Smokes cigarettes	126,100 13.7%	541,000 17.1%		
Smokes cigarettes (age adjusted)*	14.0%	17.6%		
Tried to quit smoking in past year (among smokers)	77,800 62.1%	316,300 58.7%		
Used e-cigarettes once or more in past month	57,200 6.2%	217,900 6.9%		
Someone smokes cigarettes inside home	89,900 9.7%	372,100 11.7%		
Healthy People 2020 Goal for cigarette smoking is 12%, Goal for smokers trying to quit is 80%, and goal for smoke free homes is 87%. Highlighted cells do not meet				
<b>Problem Drinking</b>				
Had five or more drinks on the same occasion in the past month (2012)	33,100 4.0%	125,400 4.1%		

Source: PHMC’s 2012 and 2015 Southeastern Pennsylvania Household Health Surveys.

\*Age adjusted using the direct method and the 2000 U.S. standard million population.

**Table 6. Utilization of Services by Adults 18+ in Bryn Mawr Rehabilitation Hospital CHNA Area, 2015**

	Bryn Mawr Rehabilitation Hospital	SEPA	Bar Chart
	N %	N %	
<b>Healthcare Visits</b>			
Did not visit healthcare provider in past year	122,000 13.3%	411,000 13.2%	
Did not visit dentist in past year	229,700 24.9%	1,012,900 32.1%	
<b>Health Screenings</b>			
Did not ever have HIV test	507,100 58.2%	1,576,200 52.2%	
Did not have blood pressure test in past year	73,300 8.0%	280,700 8.9%	
Did not have colonoscopy in past 10 years (adults 50+)	152,200 28.7%	527,400 29.6%	
Did not have Pap test in past three years (women 21-65)	61,400 17.2%	195,600 15.4%	
No Pap test (age adjusted)*	15.2%	13.3%	
Did not have clinical breast exam in past year (women)	165,200 34.3%	593,200 35.2%	
Did not have mammogram in past two years (women 50-74)*	48,100 20.1%	161,700 19.6%	
No mammogram (age adjusted)*	19.9%	19.5%	
Did not have PSA or rectal exam for prostate cancer in past year (men 45+)	119,700 44.7%	435,900 49.4%	
Healthy People 2020 Goal for cervical cancer screenings is 93%, mammograms is 81.1%. Highlighted cells do not meet HP 2020 Goal.			

**Notes:**

\*Age adjusted using the direct method and the 2000 U.S. standard million population.

Source: PHMC's 2015 Southeastern Pennsylvania Household Health Survey

**Table 7. Older Adult (60+) Service Needs and Mental Health in Bryn Mawr Rehabilitation Hospital CHNA Area, 2015**

	Bryn Mawr Rehabilitation Hospital	SEPA	Bar Chart
	N	N	
	%	%	
<b>Wishes to Remain in Current Home</b>			
Five years or less	43,100 17.7%	162,500 20.4%	
More than five years, less than ten	36,500 15.0%	124,500 15.6%	
Ten or more years	163,500 67.3%	508,900 63.9%	
<b>Services for Older Adults</b>			
Paid for care in the home in past year	17,700 6.7%	67,600 7.8%	
Received informal care in the home in the past year	14,900 24.1%	68,000 29.5%	
Needs meal or food programs	3,300 1.3%	25,000 3.1%	
Needs transportation services	10,500 4.4%	47,300 6.1%	
Used meal or food programs in the past year	11,800 4.4%	56,600 6.5%	
Used transportation programs in the past year	23,400 8.8%	96,200 11.0%	
<b>Mental Health and Social Isolation</b>			
Signs of depression	26,000 10.5%	97,400 12.1%	
Talks to friends or relatives less than once a week	242,900 92.7%	815,600 94.3%	

Signs of depression is defined as having four or more depression symptoms on a ten item scale.

Source: PHMC's 2015 Southeastern Pennsylvania Household Health Survey

**Table 8. Older Adult (60+) Health Status in Bryn Mawr Rehabilitation Hospital CHNA Area, 2015**

		Bryn Mawr Rehabilitation Hospital	SEPA	Bar Chart	
		N	N		
		%	%		
<b>Physical Health Status</b>					
Excellent/Very Good/Good		226,200	689,900		
		85.8%	79.3%		
Fair/Poor		37,500	180,000		
		14.2%	20.7%		
Fallen in past year		55,500	191,500		
		20.9%	22.0%		
<b>Health Conditions</b>					
Diagnosed with high blood pressure		137,700	493,600		
		52.1%	56.8%		
Diagnosed with diabetes		53,400	194,400		
		20.2%	22.4%		
Diagnosed with arthritis (2012)		114,100	440,100		
		48.8%	52.8%		
<b>Body Mass Index</b>					
Overweight		94,800	326,000		
		35.9%	37.4%		
Obese		75,500	254,500		
		28.6%	29.2%		
<b>Activities of Daily Living</b>					
At least one ADL limitation		27,500	105,400		
		10.4%	12.1%		
At least one IADL limitation		54,000	210,400		
		20.4%	24.1%		
ADL refers to Activities of Daily Living. IADL refers to Instrumental Activities of Daily Living.					
<b>Use of Aids All or Most of the Time</b>					
Grab bars in bathroom		83,500	265,500		
		31.6%	30.6%		
Bathtub seat		41,900	152,900		
		15.8%	17.6%		
Raised toilet seat		42,100	147,000		
		16.0%	16.9%		
Portable toilet seat		12,400	54,100		
		4.7%	6.2%		
Cane		46,100	189,800		
		17.4%	21.8%		
Walker		27,900	98,300		
		10.5%	11.3%		
Wall railings		38,000	147,300		
		14.4%	16.9%		
Wheelchair		10,300	40,100		
		3.9%	4.6%		
Hearing aid(s)		22,200	61,100		
		8.4%	7.0%		

Source: PHMC's 2012 and 2015 Southeastern Pennsylvania Household Health Surveys.

## **APPENDIX E: CONCUSSIONS & BRAIN INJURIES**

---

---



<b>Table 1 MLH Hospitals' ED Outpatients Diagnosed with a Concussion by Age</b>						
	Bryn Mawr Hospital	Lankenau Medical Center	Paoli Hospital	Riddle Hospital	Total	
	Number	Number	Number	Number	Number	
<b>Age</b>						
0-17	210	17	125	28	388	
18-44	127	94	175	9	474	
45-64	40.0	43	80	3	189	
65+	8.0	14	59	2	87	
<b>Total</b>	<b>385</b>	<b>168</b>	<b>439</b>	<b>24</b>	<b>1138</b>	

Source: MLH Finance, FY14

<b>Table 2 Inpatient Discharges With Primary Diagnosis of Concussion by Age and MLH Hospital*</b>						
	Bryn Mawr Hospital	Lankenau Medical Center	Paoli Hospital	Riddle Hospital	Total All Hospitals	
	Percent Number	Percent Number	Percent Number	Percent Number	Percent Number	
<b>Age</b>						
<b>0-17</b>	31.3 5	0.0 0	1.2 2	0.0 0	3.2 7	
<b>18-44</b>	12.5 2	7.1 1	37.2 64	6.3 1	31.2 68	
<b>45-64</b>	18.8 3	21.4 3	30.8 53	6.3 1	27.5 60	
<b>65+</b>	37.5 6	71.4 10	30.8 53	87.5 14	38.1 83	
<b>Total All Ages</b>	100.0 16	100.0 14	100.0 172	100.0 16	100.0 218	
*Primary ICD-9 Code (Concussion) included in the above discharges						
<input checked="" type="checkbox"/> 850						
<input checked="" type="checkbox"/> 850.11						
<input checked="" type="checkbox"/> 850.2						
<input checked="" type="checkbox"/> 850.5						
<input checked="" type="checkbox"/> 850.9						
<input type="checkbox"/>						

**Table 3 Inpatient Brain Injury Discharges at PA Hospitals of Residents from the BMRH CHNA Area by Year**

	Fiscal Year 2012	Fiscal Year 2013	Fiscal Year 2014
	Percent	Percent	Percent
	Number	Number	Number
All Main Line Health Acute Care Hospitals	32.6	40.1	41.3
	303	311	325
Paoli Hospital*	23.5	27.8	28.1
	218	215	221
Bryn Mawr Hospital	4.3	7.6	8.5
	40	59	67
Riddle Hospital	3.3	2.8	2.9
	31	22	23
Lankenau Medical Center	1.5	1.9	1.8
	14	15	14
Crozer Chester*	34	25	24
	317	192	186
Hospital of the University of Pennsylvania*	6	7	7
	55	50	54
Thomas Jefferson University Hospital*	7	6	5
	67	43	40
Other SEPA Hospitals	19.9	23	23
	184	178	181

Notes:

\* \_ \_ \_ \_ \_ Trauma Center

Brain Injury: ICD PriDx Codes:800.-801.99; 803.0-804.99; 850.0-854.19; 950.1-950.3;959.01; and 995

HUP Trauma Center has been relocated to Penn Presbvtarian.

## APPENDIX F: LISTS OF COMMUNITY RESOURCES

---

---

The following are lists of Community Resources that were gleaned from various public sources. The information is accurate to the extent of the accuracy of these public sources. Any omissions are unintentional. The Main Line Health hospitals will continue to evaluate all available resources to help improve the health of their communities.

CHESTER COUNTY RESOURCES

<b>Name: Acute Care Hospitals</b>	<b>Address</b>	<b>City</b>	<b>State</b>	<b>Zip</b>
Brandywine Hospital	201 REESEVILLE ROAD	Coatesville	PA	19320
Chester County Hospital (UPHS)	701 EAST MARSHALL ST	West Chester	PA	19380
Jennersville Regional Hospital (CHS)	1015 WEST BALTIMORE PIKE	West Grove	PA	19390
Paoli Hospital	255 WEST LANCASTER AVE	Paoli	PA	19301
Phoenixville Hospital (CHS)	140 NUTT ROAD	Phoenixville	PA	19460
<b>Name: Specialty Hospitals</b>	<b>Address</b>	<b>City</b>	<b>State</b>	<b>Zip</b>
Coatesville VA Medical Center	1400 BLACK HORSE HILL RD	Coatesville	PA	19320
<b>Name: Rehabilitation Hospitals</b>	<b>Address</b>	<b>City</b>	<b>State</b>	<b>Zip</b>
Bryn Mawr Rehabilitation Hospital (MLH)	414 Paoli Pike	Malvern	PA	19355
<b>Name: Nursing Homes (in CHNA Area)</b>	<b>Address</b>	<b>City</b>	<b>State</b>	<b>Zip</b>
Bellingham Park	1615 East Boot Road	West Chester	PA	19380
Brandywine Hall	800 West Minor Street	West Chester	PA	19382
Golden Living Center	833 S. Main Street	Phoenixville	PA	19460
The Inn at Freedom Village	35 Freedom Blvd	West Brandywine	PA	19320
Pembroke Health and Rehabilitation Center	1130 West Chester Pike	West Chester	PA	19382
Popcopson Home	1695 Lenape Road	West Chester	PA	19282
Powerback Rehabilitation Phoenixville	3000 Balfour Circle	Phoenixville	PA	19460
Wellington Terrance	1361 E. Boot Road	West Chester	PA	19380
<b>Name: Continuing Care Retirement Communities (CCRCs)(in CHNA Area)</b>	<b>Address</b>	<b>City</b>	<b>State</b>	<b>Zip</b>
Barclay Friends	700 N. Franklin Street	West Chester	PA	19380
Chester Valley Rehabilitation and Nursing Center	238 East Lancaster Ave	Malvern	PA	19355
Devon Manor	235 Lancaster Avenue	Devon	PA	19333
The Inn at Freedom Village	15 Freedom Blvd	West Brandywine	PA	19320
Villa St Martha Center	409 Manor Avenue	Downingtown	PA	19355

CHESTER COUNTY RESOURCES

<b>Name: Health and Behavioral Health Providers</b>	<b>Address</b>	<b>Town</b>	<b>State</b>	<b>Zip</b>	<b>Type</b>
<b>(Including community health centers, behavioral health facilities / services, retail medicine, urgent care, etc.)</b>					
Advanced Treatment Systems	1825 East Lincoln Highway	Coatesville	PA	19320	Drug Alcohol Mental Health
Bowling Green	1375 Newark Road	Kennett Square	PA	19348	Drug Alcohol Mental Health
Center for Addictive Diseases	479 Thomas Jones Way	Exton	PA	19341	Drug Alcohol Mental Health
ChesPenn Coatesville	744 E. Lincoln Highway	Coatesville	PA	19320	Community Health Center
Chester Counseling Center	701 S. Main Street	Phoenixville	PA	19460	Drug Alcohol Mental Health
Chester Counseling Center	701 South Main St	Phoenixville	PA	19460	Drug Alcohol Mental Health
Chester County Womens Services Center	1028 E. Lincoln Hwy.	Coatesville	PA	19320	Women's Health Center
Chester County Womens Services Center	27 South Church St.	West Chester	PA	19382	Women's Health Center
Chester County Department of Drug Alcohol Services	601 Westtown Road	West Chester	PA	19382	Drug Alcohol Mental Health
Child Guidance Resource Center	744 E. Lincoln Highway	Coatesville	PA	19320	Drug Alcohol Mental Health
Community Services of Devereux	1041 West Bridge Street	Phoenixville	PA	19460	Drug Alcohol Mental Health
Fellowship Health Resources	723 Wheatland Street	Phoenixville	PA	19460	Drug Alcohol Mental Health
Gaudenzia Coatesville	31 S. 10th Avenue	Coatesville	PA	19320	Drug Alcohol Mental Health
Gaudenzia West Chester	110 Westtown Rd	West Chester	PA	19380	Drug Alcohol Mental Health
Holcomb Behavioral Health Systems	469 Creamery Way	Exton	PA	19341	Drug Alcohol Mental Health
Holcomb Behavioral Health Systems	835 Springdale Dr.	Exton	PA	19341	Drug Alcohol Mental Health
Holcomb Behavioral Health Systems	224 Hall Street	Phoenixville	PA	19460	Drug Alcohol Mental Health
Holcomb Behavioral Health Systems	920 E. Baltimore Pike	Kennett Square	PA	19348	Drug Alcohol Mental Health
Malvern Institute	940 King Road	Malvern	PA	19355	Drug Alcohol Mental Health
Planned Parenthood Coatesville	1001 East Lincoln Highway	Coatesville	PA	19320	Women's Health Center
Planned Parenthood West Chester	8 S. Wayne St	West Chester	PA	19382	Women's Health Center
Chester County Community Dental Center	744 E. Lincoln Highway	Coatesville	PA	19320	Dental Care
Project SALUD	731 West Cypress Street	Kennett Square	PA	19348	Community Health Center
Community Volunteers in Medicine	300 B Lawrence Dr.	West Chester	PA	19380	Community Health Center
Chester County Health Department	601 Westtown Road	West Chester	PA	19382	County Health Department
Maternal and Child Health Consortium	637 Millers Hill	Kennett Square	PA	19348	Women's Health Center
St. Agnes Nursing Center	233 West Gay Street	West Chester	PA	19380	Community Health Center
The Children's Dental Clinic	801 Conestoga Road	Berwyn	PA	19312	Dental Care
Option Care of Chester County	400 New Kent Drive	West Chester	PA	19380	Community Health Center
The Clinic	143 Church Street	Phoenixville	PA	19460	Community Health Center
CVS Minute Clinic	105 E. Uwchlan Avenue	Exton	PA	19341	Retail Medical Clinic
CVS Minute Clinic	1776 E. Lancaster Ave	Paoli	PA	19301	Retail Medical Clinic
CVS Minute Clinic	3015 E. Lincoln Hwy	Thorndale	PA	19372	Retail Medical Clinic

CHESTER COUNTY RESOURCES

CVS Minute Clinic	760 Miles Road	West Chester	PA	19380	Retail Medical Clinic
CVS Minute Clinic	870 E. Baltimore Pike	Kennett Square	PA	19348	Retail Medical Clinic
Pioneer Urgent Care	1572 Wilmington Pike	West Chester	PA	19382	Urgent Care Center
Premier Immediate Medical Care	278 Eagleville Boulevard	Exton	PA	19341	Urgent Care Center
Doctor's Express Urgent Care	150 E. Pennsylvania Ave	Downingtown	PA	19335	Urgent Care Center
Carestat Urgent Care Center	1305 W. Chester Pike	Havertown	PA	19083	Urgent Care Center
Urgent Care	127 W. Chester Pike	Swarthmore	PA	19083	Urgent Care Center

CHESTER COUNTY RESOURCES

<b>Name: Social Services</b>	<b>Address</b>	<b>Town</b>	<b>State</b>	<b>Zip</b>	<b>Type</b>
<b>(Including senior centers, homeless shelters, YMCAs, WIC centers, etc.)</b>					
Life Transforming Ministries	643 East Lincoln Highway	Coatesville	PA	19320	Education/Employment Center
Opportunities Industrialization Center	790 East Market St	West Chester	PA	19382	Education/Employment Center
PA CareerLink	250 East Harmony St	Coatesville	PA	19320	Education/Employment Center
The Employment, Advancement, Retention Network Center	400 East Lincoln Highway	Coatesville	PA	19320	Education/Employment Center
The H.O.O.D Youth One-Stop	530 East Union St	West Chester	PA	19382	Education/Employment Center
Wings for Success	490 Lancaster Ave	Frazer	PA	19355	Education/Employment Center
Building Bridges Program (Human Services, Inc.)	330 W. Market Street	West Chester	PA	19380	Homeless/Emergency Shelter
City Gate Shelter	17 North Seventh Ave	Coatesville	PA	19320	Homeless/Emergency Shelter
CYWA Shelter	423 E. Lincoln Highway	Coatesville	PA	19320	Homeless/Emergency Shelter
Domestic Violence Shelter	6 Pine Street	West Chester	PA	19381	Homeless/Emergency Shelter
Friends Association for the Care and Protection of Children	206 North Church St	West Chester	PA	19380	Homeless/Emergency Shelter
Good Samaritan Shelter	141 East High Street	Phoenixville	PA	19460	Homeless/Emergency Shelter
His Mission	342 East Birch Street	Kennett Square	PA	19348	Homeless/Emergency Shelter
Safe Harbor	20 North Matlack Street	West Chester	PA	19380	Homeless/Emergency Shelter
Salvation Army	101 East Market Street	West Chester	PA	19381	Homeless/Emergency Shelter
St. Agnes Day Room	233 West Gay Street	West Chester	PA	19380	Homeless/Emergency Shelter
St. Mary's Franciscan Shelter	209 Emmett Street	Phoenixville	PA	19460	Homeless/Emergency Shelter
Valley Forge REACT	527 Berwyn Baptist Rd	Berwyn	PA	19312	Homeless/Emergency Shelter
W.C. Atkinson Men's Shelter	810 East Diamond St	Coatesville	PA	19320	Homeless/Emergency Shelter
Salvation Army	669 E Lincoln Hwy	Coatesville	PA	19320	Salvation Army
Salvation Army Family Store	250 E Market St	West Chester	PA	19382	Salvation Army
Salvation Army Railton House	101 E Market St	West Chester	PA	19382	Salvation Army
Coatesville Area Senior Center	22 North 5th Ave	Coatesville	PA	19320	Senior Centers
Downtown Area Senior Center, Inc.	983 East Lancaster Ave	Downingtown	PA	19335	Senior Centers
Kennet Area Senior Center	427 South Walnut St	Kennett Square	PA	19348	Senior Centers
Oxford Senior Center	12 East Locust St	Oxford	PA	19363	Senior Centers
Phoenixville Senior Adult Activity Center	153 Church St	Phoenixville	PA	19460	Senior Centers
West Chester Area Senior Center	530 East Union St	West Chester	PA	19382	Senior Centers
Chester County Government Services Center	601 Westtown Road	West Chester	PA	19380	Social Service Agency
Catholic Social Services	105 Prospect Ave	West Grove	PA	19390	Social Services Referral



CHESTER COUNTY RESOURCES

					Agencies
Human Services, Inc	330 West Market St	Oxford	PA	19382	Social Services Referral Agencies
La Comunidad Hispana	731 West Cypress St	Kennett Square	PA	19348	Social Services Referral Agencies
La Comunidad Hispana	1001 E. Lincoln Highway	Coatesville	PA	19320	Social Services Referral Agencies
Oxford Area Neighborhood Services	35 North Third St	Oxford	PA	19636	Social Services Referral Agencies
Phoenixville Area Community Services	257 Church St	Phoenixville	PA	19460	Social Services Referral Agencies
WIC Office - Coatesville	1001 E Lincoln Highway	Coatesville	PA	19320	WIC
WIC Office - Toughkenamon	1120 Newark Rd	Toughkenamon	PA	19374	WIC
WIC Satellite Clinic - Spring City	145 Chestnut Street	Spring City	PA	19475	WIC
WIC Satellite Office - Oxford	6 Pine Street	Oxford	PA	19363	WIC
WIC Satellite Office - Phoenixville	145 South Main Street	Phoenixville	PA	19460	WIC
Brandywine YMCA	295 Hurley Rd	Coatesville	PA	19320	YMCA
Jennersville YMCA	880 W. Baltimore Pike	West Grove	PA	19390	YMCA
Kennett YMCA	101 Race Street	Kennett Square	PA	19348	YMCA
Octorara Program Center	104 Highland Road	Atglen	PA	19310	YMCA
Oscar Lasko Youth Program Center	1 East Chestnut Street	West Chester	PA	19380	YMCA
West Chester YMCA	605 Airport Road	West Chester	PA	19380	YMCA
Child Guidance Resource Center	744 E. Lincoln Highway	Coatesville	PA	19320	Child Behavioral Health
Human Services, Inc	744 E. Lincoln Highway	Coatesville	PA	19320	Social Services Referral Agency
Kennett Square Family Center	637 Millers Hill	Kennett Square	PA	193488	Social Services

CHESTER COUNTY RESOURCES

<b>Name: Food Sources</b>	<b>Address</b>	<b>Town</b>	<b>State</b>	<b>Zip</b>	<b>Type</b>
<b>(Includes supermarkets, food pantries, farmer's markets / produce stands, etc)</b>					
Hidden Acres Farm Market	956 Fallowfield Rd	Atglen	PA	19310	Farmers Market/Produce Stand
Acme	851 Gap Newport Pike	Avondale	PA	19311	Grocery Store
Glen Willow Orchards	1657 Glen Willow Road	Avondale	PA	19311	Farmers Market/Produce Stand
Mission Santa Maria	9016 Gap Newport Pike	Avondale	PA	19311	Food Pantry/Cupboard
New Garden Growers Market	8943 Gap Newport Pike	Avondale	PA	19311	Farmers Market/Produce Stand
Pathmark	450 Swedesford Rd	Berwyn	PA	19312	Grocery Store
Trinity Presbyterian Food Bank	640 Berwyn Ave.	Berwyn	PA	19312	Food Pantry/Cupboard
Siw Vegetables	4317 South Creek Road	Chadds Ford	PA	19317	Farmers Market/Produce Stand
Acme	400 Simpson Drive	Chester Springs	PA	19425	Grocery Store
Anselma Farmers & Artisans Market	1730 Conestoga Rd.	Chester Springs	PA	19425	Farmers Market/Produce Stand
Clover Mill Farm	1439 Clover Mill Road	Chester Springs	PA	19425	Farmers Market/Produce Stand
Milky Way Farm	521 Uwchlan Avenue	Chester Springs	PA	19425	Farmers Market/Produce Stand
Cheap Grocer	809 E Lincoln Hwy	Coatesville	PA	19320	Grocery Store
Coatesville Community Food Co-op	800 South First Ave.	Coatesville	PA	19320	Food Pantry/Cupboard
Holy Tabernacle Church of God in Christ	533 Coates St.	Coatesville	PA	19320	Food Pantry/Cupboard
Hurricane Hill Farm	704 East Reeceville Road	Coatesville	PA	19320	Farmers Market/Produce Stand
Jubilee Evangelistic Ministries	920 E. Lincoln Highway	Coatesville	PA	19320	Food Pantry/Cupboard
Salvation Army	669 East Lincoln Hwy	Coatesville	PA	19320	Food Pantry/Cupboard
Triple Fresh	801 Doe Run Rd	Coatesville	PA	19320	Grocery Store
Vollmecke Orchards FS	155 Cedar Knoll Road	Coatesville	PA	19520	Farmers Market/Produce Stand
King's Potato Farm	302 Daleville Road	Cochranville	PA	19330	Farmers Market/Produce Stand
Devon Whole Food Village	821 West Lancaster Ave	Devon	PA	19087	Farmers Market/Produce Stand
Duncans Farm	966 North Valley Forge Road	Devon	PA	19333	Farmers Market/Produce Stand
Great Valley Food Cupboard	945 North Valley Forge Road	Devon	PA	19333	Food Pantry/Cupboard
Acme	3951 W Lincoln Hwy	Downington	PA	19335	Grocery Store
Lord's Pantry of Downingtown	141 E Lancater Ave	Downington	PA	19335	Food Pantry/Cupboard
Wegman's	1056 E. Lancaster Ave	Downington	PA	19335	Grocery Store
East Goshen Farmers Market	1161 PAOLI PIKE	East Goshen	PA	19380	Farmers Market/Produce Stand
Elverson Farmers Market	83 West Main Street	Elverson	PA	19520	Farmers Market/Produce Stand
Hopewell Furnace Farm Market	2 Mark Bird Lane	Elverson	PA	19520	Farmers Market/Produce Stand
Acme	11 West Lincoln Hwy	Exton	PA	19341	Grocery Store
Giant	141 E. Swedesford Rd	Exton	PA	19341	Grocery Store
People's Pantry at Church Road	400 Lancaster Ave.	Frazer	PA	19355	Food Pantry/Cupboard
Ludwigs Corner Hardware	1230 Pottstown Pike	Glenmoore	PA	19343	Farmers Market/Produce Stand
Salvation Army Service Unit	570 Fairview Rd	Glenmoore	PA	19343	Food Pantry/Cupboard
Alpaca Orchards	262 Lippitt Rd	Honey Brook	PA	19344	Farmers Market/Produce Stand

CHESTER COUNTY RESOURCES

Brandywine Produce	180 Beaver Dam Road	Honey Brook	PA	19344	Farmers Market/Produce Stand
King's Herb Nook	1060 Compass Road	Honey Brook	PA	19344	Farmers Market/Produce Stand
The Blessing House	197 Leary Rd.	Honeybrook	PA	19344	Food Pantry/Cupboard
Barnard's Orchard and Greenhouses	1079 Wawaset Road	Kennett Square	PA	19348	Farmers Market/Produce Stand
Genuardi's	830 E. Baltimore Pike	Kennett Square	PA	19348	Grocery Store
Kennett Area Community Services	136 W Cedar St	Kennett Square	PA	19348	Food Pantry/Cupboard
Kennett Farmers Market	N. Union St & W. State St	Kennett Square	PA	19348	Farmers Market/Produce Stand
Kennett Farms	326 East Hillendale Road	Kennett Square	PA	19348	Farmers Market/Produce Stand
New Garden FS	290 Thompson Rd	Kennett Square	PA	19348	Farmers Market/Produce Stand
Pathstone	421 McFarland Rd.	Kennett Square	PA	19348	Food Pantry/Cupboard
School House Crossing	219 Onix Drive	Kennett Square	PA	19348	Farmers Market/Produce Stand
SuperFresh	863 E. Baltimore Pike	Kennett Square	PA	19348	Grocery Store
COOL BREEZE GOURMET GREENS	1001 WICKERTON RD	Landenberg	PA	19350	Farmers Market/Produce Stand
Schmidts Tree Farm	1741 Flint Hill Road	Landenberg	PA	19350	Farmers Market/Produce Stand
Briar Hollow	476 Little Elk Creek Road	Lincoln University	PA	19352	Farmers Market/Produce Stand
STOLTZFUS ISRAEL	204 CROWL TOOT RD	Lincoln University	PA	19352	Farmers Market/Produce Stand
Acme	75 Valley Stream Pkwy	Malvern	PA	19355	Grocery Store
Food Source	653 Swedesford Rd	Malvern	PA	19355	Grocery Store
Giant	225 Lancaster Ave	Malvern	PA	19355	Grocery Store
Great Valley Farmers Market	Great Valley Corporate Center	Malvern	PA	19355	Farmers Market/Produce Stand
Wegman's	50 Foundry Way	Malvern	PA	19355	Grocery Store
Acme	2176 Baltimore Pike	Oxford	PA	19363	Grocery Store
Family Produce	215 S. 3rd St	Oxford	PA	19363	Farmers Market/Produce Stand
Oxford Church of God	198 Barnsley Rd.	Oxford	PA	19363	Food Pantry/Cupboard
Oxford Farm Market #1 & #2	193 Limestone Road	Oxford	PA	19363	Farmers Market/Produce Stand
Oxford Neighborhood Services	35 N 3rd St	Oxford	PA	19363	Food Pantry/Cupboard
Oxford Village Farm Market	Third St & Locust St.	Oxford	PA	19363	Farmers Market/Produce Stand
Acme	39 Leopard Rd	Paoli	PA	19301	Grocery Store
Church of the Good Samaritan	212 W Lancaster Ave	Paoli	PA	19301	Food Pantry/Cupboard
Paoli Presbyterian Church	225 S. Valley Rd.	Paoli	PA	19301	Food Pantry/Cupboard
SuperFresh	4 Industrial Blvd	Paoli	PA	19301	Grocery Store
Hershey's Farm Market	959 South Octorara Trail	Parkesburg	PA	19365	Farmers Market/Produce Stand
King's Sweet Corn & Produce	2858 Lower Valley Road	Parkesburg	PA	19365	Farmers Market/Produce Stand
Parkesburg Farm Market	315 First Avenue	Parkesburg	PA	19365	Farmers Market/Produce Stand
Parkesburg Mobile Food Pantry	10 Cemetery Rd	Parkesburg	PA	19365	Food Pantry/Cupboard
Acme	785 Starr Street	Phoenixville	PA	19460	Grocery Store
Baptist Church of Phoenixville	248 Church St	Phoenixville	PA	19460	Food Pantry/Cupboard

CHESTER COUNTY RESOURCES

Phoenixville Area Community Services	257 Church St	Phoenixville	PA	19460	Food Pantry/Cupboard
Phoenixville Farmers Market	Corner Of Bridge & Taylor Alley	Phoenixville	PA	19460	Farmers Market/Produce Stand
St. Peter's Episcopal Church	121 Church St	Phoenixville	PA	19460	Food Pantry/Cupboard
Yeagers Farm & Market Inc	1015 Pike Springs Road	Phoenixville	PA	19460	Farmers Market/Produce Stand
Kolb's Farm Store	151 Kolb Road	Spring City	PA	19475	Farmers Market/Produce Stand
Project Outreach Food Pantry	145 Chesnut St	Spring City	PA	19475	Food Pantry/Cupboard
Acme	907 Paoli Pike	West Chester	PA	19380	Grocery Store
Acme	1161 Wilmington Pike	West Chester	PA	19380	Grocery Store
ALDI	1146 Saint Finegan Dr	West Chester	PA	19382	Grocery Store
Giant	698 Downingtown Pike	West Chester	PA	19380	Grocery Store
Giant	1502 West Chester Pike	West Chester	PA	19382	Grocery Store
Highland Orchards	1000 Marshalton-Thorndale Road	West Chester	PA	19380	Farmers Market/Produce Stand
Pete's Produce Farm	1225 East Street Road	West Chester	PA	19382	Farmers Market/Produce Stand
Queens Farm	2069 W Street Rd	West Chester	PA	19382	Farmers Market/Produce Stand
Salvation Army	101 E Market St	West Chester	PA	19382	Food Pantry/Cupboard
ShopRite	1115 W. Chester Pike	West Chester	PA	19382	Grocery Store
St. Agnes Day Room	233 E Gay St	West Chester	PA	19380	Food Pantry/Cupboard
West Chester FM	Church & Chestnut	West Chester	PA	19382	Farmers Market/Produce Stand
West Chester Food Cupboard	545 E Gay St	West Chester	PA	19380	Food Pantry/Cupboard
Catholic Social Services	105 Prospect Ave	West Grove	PA	19390	Food Pantry/Cupboard
The Bridge Food Pantry and Clothes Closet	240 State Road	West Grove	PA	19390	Food Pantry/Cupboard
West Grove Farmers Market	Harmony Road	West Grove	PA	19390	Farmers Market/Produce Stand
West Grove United Methodist Church	300 N. Guernsey Road	West Grove	PA	19390	Food Pantry/Cupboard

DELAWARE COUNTY RESOURCES

<b>Name: Acute Care Hospitals</b>	<b>Address</b>	<b>Town</b>	<b>State</b>	<b>Zip</b>
Crozer-Chester Medical Center (Crozer)	One Medical Center Boulevard	Upland	PA	19013
Springfield Hospital (Crozer)	190 West Sproul Road	Springfield	PA	19064
Taylor Hospital (Crozer)	175 East Chester Pike	Ridley Park	PA	19078
Delaware County Memorial Hospital (Crozer)	501 N. Lansdowne Avenue	Drexel Hill	PA	19026
Mercy Fitzgerald Hospital (Mercy)	1500 Lansdowne Avenue	Darby	PA	19023
Riddle Hospital (MLH)	1068 W. Baltimore Pike	Media	PA	19063
<b>Name: Specialty Hospitals</b>	<b>Address</b>	<b>Town</b>	<b>State</b>	<b>Zip</b>
Kindred Hospital	2000 Old West Chester Pike	Havertown	PA	19083
Community Hospital (Crozer)	2600 W 9th Street	Chester	PA	19013
<b>Name: Nursing Homes (in CHNA Area)</b>	<b>Address</b>	<b>City</b>	<b>State</b>	<b>Zip</b>
Brinton Manor	549 Baltimore Pike	Glen Mills	PA	19342
Broomall Manor	43 Church Lane	Broomall	PA	19008
Broomall Presbyterian Village	146 Marple Road	Broomall	PA	19008
Broomall Rehabilitation and Nursing Center	50 N. Malin Road	Broomall	PA	19008
Bryn Mawr Extended Care Center	956 Railroad Avenue	Bryn Mawr	PA	19010
Fair Acres Geriatric Center	340 N. Middletown Rd PO Box 496	Lima	PA	19037
Harlee Manor Nursing and Rehabilitation Center	463 W. Sproul Road	Springfield	PA	19064
Little Flower Manor	1201 Springfield Road	Darby	PA	19023
Manor Care Health Services Wallingford	115 S. Providence Road	Wallingford	PA	19086
Manorcare Health Services at Fitzgerald Mercy	600 S. Wycombe Avenue	Yeadon	PA	19050
Manorcare Health Services Yeadon	14 Lincoln Avenue	Yeadon	PA	19050
Naamans Creek Country Manor	1194 Naamans Creek Road	Garnett Valley	PA	19060
St. Francis Center for Rehabilitation & Healthcare	1412 Landowne Avenue	Darby	PA	19023

DELAWARE COUNTY RESOURCES

Sterling Healthcare and Rehab Center	318 E. Orange Street	Media	PA	19087
Wayne Center	30 West Avenue	Wayne	PA	19087
<b>Name: Continuing Care Retirement Communities (CCRC) (in CHNA Area)</b>	<b>Address</b>	<b>City</b>	<b>State</b>	<b>Zip</b>
Bryn Mawr Terrace	773 E. Haverford Road	Bryn Mawr	PA	19010
Maris Grove	100 Maris Grove Way	Glen Mills	PA	19342
Harlee Manor Nursing and Rehabilitation Center	463 W. Sproul Road	Springfield	PA	19064
White Horse Village	535 Gradyville Road	Newtown Square	PA	19073
Riddle Village	1068 West Baltimore Pike	Media	PA	19063
The Quadrangle	3300 Darby Road	Haverford	PA	19041
Martins Run	100 Halcyon Drive	Media	PA	19063
Westgate Hills Rehabilitation and Nursing Center	2050 Old West Chester Pike	Havertown	PA	19083
Rosemont Presbyterian Home	404 Cherwick Drive	Rosemont	PA	19010
Dunwoody Village	3500 West Chester Pike	Newtown Square	PA	19073
Granite Run Estates	1343 W. Baltimore Pike	Wawa	PA	19063
Lima Estates	411 N. Middletown Road	Lima	PA	19037

DELAWARE COUNTY RESOURCES

<b>Name: Health and Behavioral Health Centers</b>	<b>Address</b>	<b>Town</b>	<b>State</b>	<b>Zip</b>	<b>Type of Center</b>
<b>(Includes mental health centers, acute care, rehabilitation centers, behavioral health centers, urgent care centers, etc.)</b>					
ChesPenn Center for Family Health at Upper Darby	5 South State Road	Upper Darby	PA	19082	Community Health Clinic
ChesPenn Health Services East Side Health Center	125 East 9th Street	Chester	PA	19013	Community Health Clinic
ChesPenn Health Services Community Center for Family Health	2600 W. Ninth Street	Chester	PA	19013	Community Health Clinic
Mercy Fitzgerald Hospital- Ambulatory Clinic	1503 Lansdowne Avenue	Darby	PA	19023	
Child Guidance Resource Center	2000 Old West Chester Pike	Havertown	PA		Mental Health Services
Daemion House Community Counseling Center	92 Howellville Road	Berwyn	PA		Mental Health Services
American Day Treatment Center	401 Pilgrim Lane	Drexel Hill	PA	19026	Mental Health Services
Empower Youth LLC	210 W Front St	Media	PA	19063	Mental Health Services
Family and Community Service	600 N Olive St	Media	PA	19063	Mental Health Services
Holcomb Behavioral Health Systems	225 S 69th St	Upper Darby	PA	19082	Mental Health Services
Mirmont Treatment Center (MLH)	100 Yearsley Mill Road	Media	PA	19063	Substance Abuse Services
Northwestern Human Services	800 Chester Pike	Sharon Hill	PA		Substance Abuse Services
Urgent Care	127 W. Chester Pike	Havertown	PA	19083	Urgent Care Center
CVS Minute Clinic	1218 E. Lancaster Ave	Bryn Mawr	PA	19010	Urgent Care Center
CVS Minute Clinic	3 S. Pennel Rd	Lima	PA	19037	Urgent Care Center
CVS Minute Clinic	795 Baltimore Pike	Springfield	PA	19064	Urgent Care Center
Take Care Clinic at Walgreens	4098 Edgemont Ave	Brookhaven	PA	19015	Urgent Care Center
Carestat Urgent Care Centers	1305 W Chester Pike	Havertown	PA	19083	Urgent Care Center
Delaware County State Health Center	151 W. Fifth Street	Chester	PA	19013	Public Health Services
Aids Care Group	2304 Edgmont Ave	Chester	PA	19013	Community Health Clinic
Delaware County Office of Behavioral Health	20 S. 69th Street	Upper Darby	PA	19082	Mental Health Services
Carelink Community Support Services	1510 Chester Pike	Eddystone	PA	19022	Mental Health Services
Elwyn	111 Elwyn Rd	Elwyn	PA	19063	Mental Health Services
Harwood House	9200 W Chester Pike	Upper Darby	PA	19082	Substance Abuse Services
Horizon House	1601 Parklane Rd	Swarthmore	PA	19081	Mental Health and Substance Abuse
Keystone Center	2001 S. Providence Ave	Chester	PA	19013	Substance Abuse Services
Northwestern Human Services	800 Chester Pike	Sharon Hill	PA	19079	Mental Health and Substance Abuse Services

DELAWARE COUNTY RESOURCES

<b>Name: Social Services</b>	<b>Address</b>	<b>Town</b>	<b>State</b>	<b>Zip</b>	<b>Type</b>
<b>(Includes senior centers, family resource centers, homeless shelters, community/recreation centers, YMCAs, etc.)</b>					
Delaware County Office of Services for the Aging	206 Eddystone Ave	Eddystone	PA	19022	Senior Services
Delaware County Catholic Social Services	240 N Bishop Ave	Springfield	PA	19064	Social Services
Delaware County Catholic Social Services	130 E 7th St	Chester	PA	19013	Social Services
Salvation Army	151 West 15th St	Chester	PA	19013	Social Services
Salvation Army	22 North 9th St	Darby	PA	19023	Social Services
Salvation Army	66 Chester Pike	Darby	PA	19023	Social Services
Department of Intercommunity Health	201 W. Front St.	Media	PA	19063	Public Health Services
Department of Intercommunity Health	1414 Meetinghouse Road	Boothwyn	PA	19061	Public Health Services
Wesley House Shelter	701 Madison Street	Chester	PA	19013	Shelter
Life Center of Eastern Delaware County	6310 Market Street	Upper Darby	PA	19082	Shelter
Family Management Center	229 Norris Street	Chester	PA	19013	Shelter
Chester Senior Center	721 Hayes St	Chester	PA	19013	Senior Center
Surrey at Hometown Senior Center	302 South Jackson St	Media	PA	19063	Senior Center
Friendship Circle	1515 Landsdowne Ave	Darby	PA	19023	Senior Center
Schoolhouse Senior Center	600 Swarthmore Ave	Folsom	PA	19033	Senior Center
Good Neighbor Senior Center	1095 Hook Rd	Sharon Hill	PA	19079	Senior Center
Upper Darby Senior Center	326 Watkins Ave	Upper Darby	PA	19082	Senior Center
Surrey at Havertown Senior Center	1105 Earlington Rd	Havertown	PA	19083	Senior Center
Wayne Senior Center	108 Station Rd	Wayne	PA	19087	Senior Center
Adult Day of Chester	2701 West 10th Street	Chester	PA	19013	Adult Day Service Centers
Adult Day Services	3 South State Road	Upper Darby	PA	19082	Adult Day Service Centers
Children & Adult Disability & Educational Services Licensing Summary	401 Rutgers Avenue	Swarthmore	PA	19081	Adult Day Service Centers
Don Guanella Village	1799 South Sproul Road	Springfield	PA	19064	Adult Day Service Centers
Elwyn Miller Hall/Valley View	111 Elwyn Road	Elwyn	PA	19063	Adult Day Service Centers
Family Matters Adult Day Center	214 East Baltimore Pike	Clifton Heights	PA	19018	Adult Day Service Centers
Life at Home	701 Chester Pike	Sharon Hill	PA	19079	Adult Day Service Centers
New Beginnings Adult Day Care	18 East 8th Street	Chester	PA	19013	Adult Day Service Centers
Senior Care at Crozer	One Medical Center	Upland	PA	19013	Adult Day Service



DELAWARE COUNTY RESOURCES

	Boulevard				Centers
Senior Care of Broomall	1991 South Sproul Road	Broomall	PA	19008	Adult Day Service Centers
Senior Care of Upper Darby	1500 Garrett Road	Upper Darby	PA	19082	Adult Day Service Centers
Family Support Line	100 West 6th St	Media	PA	19063	Family Support/Counseling
Senior Victim Services	20 S Olive St	Media	PA	19063	Senior Services
Delaware County Family Center	1515 Lansdowne Ave	Darby	PA	19063	Family Center
Amnion Crisis Center	944 Haverford Ave	Bryn Mawr	PA	19010	Pregnancy Center
Amnion Crisis Center	2251 Garrett Road	Upper Darby	PA	19082	Pregnancy Center
Delaware County Pregnancy center	2508 Long Lane	Chester	PA	19013	Pregnancy Center
Maternity Care Coalition	224 Long Lane	Upper Darby	PA	19082	Women's Health
The Postpartum Stress Center	1062 Lancaster Ave	Rosemont	PA	19010	Women's Health
Lansdowne YMCA	2110 Garrett Road	Lansdowne	PA	19050	YMCA
Ridley Area YMCA	900 South Avenue	Secane	PA	19018	YMCA
WIC Administrative Office	2600 West 9th Street	Chester	PA	19013	WIC
WIC Chester	2600 West 9th Street	Chester	PA	19013	WIC
WIC Upper Darby	1 S. State Road	Upper Darby	PA	19082	WIC
WIC Springfield	1260 E. Woodland Ave	Springfield	PA	19064	WIC
YWCA Chester	4 E 7th St	Chester	PA	19013	YWCA

DELAWARE COUNTY RESOURCES

<b>Name: Food Sources</b>	<b>Address</b>	<b>Town</b>	<b>State</b>	<b>Zip</b>	<b>Type</b>
<b>(Includes: Chain Supermarkets, Food Pantries, Distribution Centers, Farmers Markets)</b>					
Amish Farmers Market of Chester	1200 Highland Ave	Chester	PA	19013	Farmer Market/Produce Stand
Amish Farmers Market of Chester	900 West 2nd St	Chester	PA	19013	Farmer Market/Produce Stand
Aston Farmers Market	Concord Rd	Aston	PA	19014	Farmer Market/Produce Stand
Booths Corner Farmers Market	1362 Noamons Creek Rd	Garnet Valley	PA	19060	Farmer Market/Produce Stand
Chester Farmers Market	9th & Kerlin Streets	Chester	PA	19013	Farmer Market/Produce Stand
Good Harvest Farm	389 West Lancaster Avenue	Wayne	PA	19087	Farmer Market/Produce Stand
Indian Orchards	24 Copes Lane	Media	PA	19063	Farmer Market/Produce Stand
Lansdowne Farmers Market	32 North Lansdowne Avenue	Lansdowne	PA	19050	Farmer Market/Produce Stand
Linvilla Orchards	137 West Knowlton Road	Media	PA	19063	Farmer Market/Produce Stand
Media Farmers Mkt	State St & Gay St	Media	PA	19063	Farmer Market/Produce Stand
Oakmont Farmers Market	2419 West Darby Road	Havertown	PA	19083	Farmer Market/Produce Stand
Ridley Park FM	105 E Ward St	Ridley Park	PA	19078	Farmer Market/Produce Stand
Rittenhouse Farms	389 Lancaster Avenue	Strafford	PA	19087	Farmer Market/Produce Stand
Swarthmore Farmers' Market	Municipal Building Parking Lot	Swarthmore	PA	19081	Farmer Market/Produce Stand
Wolffs Apple House	81 South Pennell Road	Media	PA	19063	Farmer Market/Produce Stand
Asbury AME Church	1712 providence Ave	Chester	PA	19013	Food Pantry
Bernardine Center	2625 West 9th St	Chester	PA	19013	Food Pantry
Blessed Virgin Mary Church	1101 Main St	Darby	PA	19023	Food Pantry
Catholic Social Services	240 North Bishop Ave	Springfield	PA	19064	Food Pantry
Catholic Social Services	130 East 7th St	Chester	PA	19013	Food Pantry
Chester East Side Ministries	9th and Potter Streets	Chester	PA	19103	Food Pantry
Christ Lutheran Church	7240 Walnut St	Upper Darby	PA	19082	Food Pantry
Christ Tabernacle Church	14 south Morton Ave	Morton	PA	19070	Food Pantry
Church of Nazarene	212 MacDade Blvd	Collingdale	PA	19023	Food Pantry
CityTeam Ministries	634 Sproul St	Chester	PA	19013	Food Pantry
Davis's Boarding Home	1024 West 2nd St	Chester	PA	19013	Food Pantry
Delaware County MoMobile	224 Long lane	Upper Darby	PA	19082	Food Pantry
Penn State Nutrition Links	20 Paper Mill Rd	Springfield	PA	19064	Food Pantry
First United Methodist Church	350 West State St	Media	PA	19063	Food Pantry
God's House of Glory	900 East 9th St	Chester	PA	19013	Food Pantry
God's house of Prayer and Repair	51 East 9th st	Chester	PA	19013	Food Pantry
Community Outreach Project	Life Center of Eastern Delaware Valley	Upper Darby	PA	19082	Food Pantry
Loaves and Fishes Food Pantry	Prospect Hill Baptist Church	Prospect Park	PA	19076	Food Pantry
Mt Zion CME Church	Felton & Orange Ave	Darby Twp	PA	19036	Food Pantry
Neighbor to Neighbor CDC	814 Clifton Ave	Sharon Hill	PA	19079	Food Pantry

DELAWARE COUNTY RESOURCES

New Jerusalem Food Center	3rd and Jeffrey Streets	Chester	PA	19013	Food Pantry
New Life Baptist Church	217 Chestnut St	Darby	PA	19023	Food Pantry
St Daniel's United Methodist Church	315 Edward St	Chester	PA	19013	Food Pantry
St Katharine Drexel	1408 West 2nd St	Chester	PA	19013	Food Pantry
St Mark's United Methodist Church	2220 South Sproul Road	Broomall	PA	19008	Food Pantry
St Mary's Episcopal Church	7th and Edwards St	Chester	PA	19013	Food Pantry
St Paul's CME Church	1007 West 3rd St	Chester	PA	19013	Food Pantry
Thomas Memorial Presbyterian Church	1414 West 3rd St	Chester	PA	19013	Food Pantry
True Vine Missionary Full Gospel Baptist Church	700 Morton Ave	Chester	PA	19013	Food Pantry
Upland Baptist Church	325 Main St	Upland	PA	19015	Food Pantry
Upper Darby Food Center	Calvary Presbyterian Church	Upper Darby	PA	19082	Food Pantry
West Peniel Recovery Center	215 West Parket St	Chester	PA	19023	Food Pantry
Acme	311 E Lancaster Ave	Wayne	PA	19807	Grocery Store
Acme	567 Sproul Rd	Broomall	PA	19008	Grocery Store
Acme	1991 Sprould Rd	Broomall	PA	19008	Grocery Store
Acme	600 W Lancaster ave	Bryn Mawr	PA	19010	Grocery Store
Acme	5300 W Baltimore Ave	Clifton Heights	PA	19018	Grocery Store
Acme	124 Morton Ave.	Folsom	PA	19033	Grocery Store
Acme	527 East Baltimore Pike	Media	PA	19065	Grocery Store
Acme	503 South Mac Dade Blvd	Holmes	PA	19043	Grocery Store
Acme	1067 W Baltimore Pike	Media	PA	19063	Grocery Store
Acme	3590 W Chester Pike	Newton Square	PA	19073	Grocery Store
Acme	7901 Lansdowne Ave	Upper Darby	PA	19082	Grocery Store
Acme	101 Byers Dr	Glen Mills	PA	19342	Grocery Store
Aldi	1205 Macdade Blvd	Collingdale	PA	19023	Grocery Store
Foodsource	663 W lancaster ave	Bryn Mawr	PA	19010	Grocery Store
Fresh & Easy	3225 Chichester Ave	Upper Chichester	PA	19061	Grocery Store
Fresh Grocer	5000 State Rd	Drexel Hill	PA	19026	Grocery Store
Fresh Market	925 Baltimore Pike	Glen Mills	PA	19342	Grocery Store
Giant	3400 Concord Rd	Aston	PA	19014	Grocery Store
Giant	39 N Oak Ave	Clifton Heights	PA	19018	Grocery Store
Giant	300 E Baltimore Ave	Lansdowne	PA	19050	Grocery Store
Giant	721 W Sproul Rd	Springfield	PA	19064	Grocery Store

DELAWARE COUNTY RESOURCES

Keystone Foods	600 Kaiser Dr	Folcroft	PA	19032	Grocery Store
Krauszers	260 W Baltimore Pike	Media	PA	19063	Grocery Store
Price Rite	925 Providence Rd	Secane	PA	19018	Grocery Store
Save-A-Lot	3520 Edgmont Ave	Brookhaven	PA	19015	Grocery Store
Save-A-Lot	150 S Macdade Blvd	Darby	PA	19023	Grocery Store
Save-A-Lot	6786 Market St	Upper Darby	PA	19802	Grocery Store
Save-A-Lot Store #245	1850 Delmar Dr	Folcroft	PA	19032	Grocery Store
Save-A-Lot Store #24854	1500 Garrett Road	Upper Darby	PA	19082	Grocery Store
Save-A-Lot Store #280	63 N Union Ave	Lansdowne	PA	19050	Grocery Store
ShopRite	1568 Chester Pike	Crum Lynne	PA	19022	Grocery Store
Stop & Shop	807 E Lancaster Ave	Villanova	PA	19085	Grocery Store
SuperFresh	1305 West Chester Pike	Havertown	PA	19083	Grocery Store
Swarthmore Co-Op Food Market	341 Dartmouth Ave	Swarthmore	PA	19081	Grocery Store
Trader Joe's	12 E State St	Media	PA	19063	Grocery Store
Trader Joe's	171 E Swedesford Rd	Wayne	PA	19807	Grocery Store
Whole Foods	821 Lancaster Ave	Wayne	PA	19087	Grocery Store
Whole Foods	475 Wilmington Pike	Glen Mills	PA	19342	Grocery Store

DELAWARE COUNTY RESOURCES

Name: Pharmacies / Retail Medicine	Address	Town	State	Zip
Sav-On Pharmacy	567 Sproul Rd	Broomall	PA	19008
CVS	2507 Chester Pike	Broomall	PA	19008
Rite Aid	2901 Springfield Rd	Broomall	PA	19008
CVS	1901 Sproul Rd	Broomall	PA	19008
CVS	1218 E Lancaster Ave	Bryn Mawr	PA	19010
Rosemont Pharmacy	1149 E Lancaster Ave	Bryn Mawr	PA	19010
Parvin's Pharmacy	30 N Bryn Mawr Ave	Bryn Mawr	PA	19010
Rite Aid	705 W Lancaster Ave	Bryn Mawr	PA	19010
Avenue Pharmacy	1111 Avenue of the States	Chester	PA	19013
Rite Aid	1600 Edgmont Ave	Chester	PA	19013
Rite Aid	2722 W 9th St	Chester	PA	19103
Neighbor Care Pharmacy	1 Medical Center Blvd	Chester	PA	19013
CVS	5020 Pennell Rd	Ashton	PA	19014
Walgreens	3620 Concord Rd	Ashton	PA	19014
Rite Aid	440 Pennell Rd	Ashton	PA	19014
Burman's Pharmacy	3400 Edgmont Ave	Brookhaven	PA	19105
CVS	3298 Edgmont Ave	Brookhaven	PA	19015
Medicine Shoppe	8 W Brookhaven Rd	Brookhaven	PA	19015
Walgreens	498 Edgmont Ave	Brookhaven	PA	19015
Woodlyn Pharmacy	1301 Jefferson Ave	Woodlyn	PA	19094
CVS	1306 Macdade Blvd	Woodlyn	PA	19094
Walgreens	52 Chester Pike	Darby	PA	19023
Public Drug	913 Main St	Darby	PA	19023
Sav-On Pharmacy	503 Macdade Blvd	Darby	PA	19023
Rite Aid	4316 Woodland Ave	Drexel Hill	PA	19026
CVS	5004 State Rd	Drexel Hill	PA	19026
CVS	802 N Lansdowne Ave	Drexel Hill	PA	19026
Rite Aid	832 N Lansdowne Ave	Drexel Hill	PA	19026
Rite Aid	1838 Delmar Dr	Folcroft	PA	19032
Sav-On Pharmacy	124 morton Ave	Folsom	PA	19033
Rite Aid	199 Kedron Ave	Folsom	PA	19033
CVS	1937 Macdade Blvd	Folsom	PA	19033
Walgreens	150 N Macdade Blvd	Glenolden	PA	19036
CVS	159 N Macdade Blvd	Glenolden	PA	19036
CVS	326 N Chester Pike	Glenolden	PA	19036
CVS	3 South Pennell Road	Lima	PA	19037
CVS	119 E Baltimore Ave	Lansdowne	PA	19050

DELAWARE COUNTY RESOURCES

Rite Aid	62 E Baltimore Ave	Lansdowne	PA	19050
Rite Aid	950 E Baltimore Ave	Lansdowne	PA	19050
CVS	125 Chester Ave	Lansdowne	PA	19050
Rite Aid	3120 Chichester Ave	Upper Chichester	PA	19061
Rite Aid	3296 Chichester Ave	Upper Chichester	PA	19061
CVS	3601 Chichester Ave	Upper Chichester	PA	19061
Walgreens	2608 Naamans Creek Rd	Upper Chichester	PA	19061
Boothwyn Pharmacy	2341 Chichester Ave	Upper Chichester	PA	19061
Elwyn Pharmacy	194 S New Middletown Rd	Media	PA	19063
CVS	295-299 East Baltimore Pike	Media	PA	19063
CVS	1067 W Baltimore Pike	Media	PA	19063
Murray Overhill Pharmacy	32 W State St	Media	PA	19063
Sav-On Pharmacy	1067 W Baltimore Pike	Media	PA	19063
Rite Aid	510 E Baltimore Pike	Media	PA	19063
Sav-On Pharmacy	527 E Baltimore Pike	Media	PA	19063
Rite Aid	5110 Pennell Rd	Media	PA	19063
Rite Aid	170 Saxer Ave	Springfield	PA	19064
CVS	795 Baltimore Pike	Springfield	PA	19064
CVS	334 Baltimore Pike	Springfield	PA	19064
CVS	295 Baltimore Pike	Springfield	PA	19064
Walgreens	2 Baltimore Pike	Springfield	PA	19064
Rios Pharmacy	35 S Morton Ave	Morton	PA	19070
CVS	3930 W Chester Pike	Newton Square	PA	19073
Rite Aid	3568 W Chester Pike	Newton Square	PA	19073
Mackey's Pharmacy	3537 W Chester Pike	Newton Square	PA	19073
CVS	2507 W Chester Pike	Newton Square	PA	19073
Upper Darby Pharmacy	119 Long Lane	Upper Darby	PA	19082
Rite Aid	1500 Garrett Road	Upper Darby	PA	19082
Rite Aid	123 S 69th St	Upper Darby	PA	19082
CVS	1109 W Chester Pike	Havertown	PA	19083

DELAWARE COUNTY RESOURCES

Rite Aid	1305 W Chester Pike	Havertown	PA	19083
CVS	41 W Eagle Rd	Havertown	PA	19083
Katz Pharmacy	2 E Eagle Rd	Havertown	PA	19083
CVS	802 Lawson Ave	Havertown	PA	19083
Sav-On Pharmacy	700 W Lancaster Ave	Wayne	PA	19087
Rite Aid	644 W Lancaster Ave	Wayne	PA	19807
Rite Aid	127 W Lancaster Ave	Wayne	PA	19807
Rite Aid	315 E Lancaster Ave	Wayne	PA	19807
CVS	316 E Lancaster Ave	Wayne	PA	19807
Rite Aid	500 Chesterbrook Blvd	Chesterbrook	PA	19087
Happy Harry's	31 Baltimore Pike	Chadds Ford	PA	19317
CVS	863 Baltimore Pike	Chadds Ford	PA	19317
Walgreens	190 Wilmington W Chester Pike	Chadds Ford	PA	19317
Concord Pharmacy	485 Baltimore Pike	Glen Mills	PA	19342
Walgreens	51 Baltimore Pike	Glen Mills	PA	19342
Exckerd Pharmacy	54 Conchester Rd	Glen Mills	PA	19342
CVS	863 Baltimore Pike	Glen Mills	PA	19342
Sav-On Pharmacy	101 Byers Dr	Glen Mills	PA	19342
Neighbor Care Pharmacy	100 Maris Grove Way	Glen Mills	PA	19342

Montgomery County Resources

<b>Name: Acute Care Hospitals</b>	<b>Address</b>	<b>Town</b>	<b>State</b>	<b>Zip</b>
Abington Memorial Hospital / Jefferson	1200 Old York Road	Abington	PA	19001
Abington Lansdale Hospital / Jefferson	100 Medical Campus Dr	Lansdale	PA	19446
Bryn Mawr Hospital (MLH)	130 South Bryn Mawr Ave	Bryn Mawr	PA	19010
Holy Redeemer Hospital and Medical Center	1648 HUNTINGDON PIKE	Meadowbrook	PA	19046
Lankenau Hospital (MLH)	100 LANCASTER AVE	Wynnewood	PA	19096
Mercy Suburban Hospital (Prime)	2701 DEKALB PIKE	Norristown	PA	19401
Pottstown Memorial Medical Center (CHS)	1600 EAST HIGH STREET & ARMAND HAMMER BLVD	Pottstown	PA	19464
Einstein Medical Center Montgomery	559 West Germantown Pike	East Norriton	PA	19403
<b>Name: Specialty Hospitals</b>	<b>Address</b>	<b>Town</b>	<b>State</b>	<b>Zip</b>
Physician Care Surgical Hospital	454 Enterprise Drive	Royersford	PA	19468
<b>Name: Behavioral Health Hospitals</b>	<b>Address</b>	<b>Town</b>	<b>State</b>	<b>Zip</b>
Eagleville Hospital	100 Eagleville Road	Eagleville	PA	19403
Valley Forge Medical Center And Hospital	1033 W GERMANTOWN PIKE	Norristown	PA	19401
Brooke Glen Behavioral Health	7170 Lafayette Avenue	Fort Washington	PA	19034
Horsham Clinic	722 E. Butler Pike	Ambler	PA	19002
Norristown State hospital	1001 Sterigerest Street	Norristown	PA	19401
<b>Name: Rehabilitation Hospitals</b>	<b>Address</b>	<b>Town</b>	<b>State</b>	<b>Zip</b>
Moss Rehab (Einstein Healthcare Network)	60 Township Line Road	Elkins Park	PA	19027
<b>Name: Nursing Homes (in CHNA Area)</b>	<b>Address</b>	<b>City</b>	<b>State</b>	<b>Zip</b>
Beamont at Bryn Mawr	601 N. Athan Avenue	Bryn Mawr	PA	19010
Golden Living Center Rosemont	35 Rosemont Avenue	Bryn Mawr	PA	19010
Manorcare Health Services – King of Prussia	600 W. Valley Forge Road	King of Prussia	PA	19406
Parkhouse Nursing and Rehabilitation Center	1600 Black Rock Road	Royersford	PA	19468



Montgomery County Resources

Saunders House	100 Lancaster Avenue	Wynnewood	PA	19096
The Ridge at Whitemarsh Health and Rehabilitation	9209 Ridge Pike	Philadelphia	PA	19128
<b>Name: Continuing Care Retirement Communities (CCRC) (in CHNA Area)</b>	<b>Address</b>	<b>City</b>	<b>State</b>	<b>Zip</b>
Shannondell	2634 Egypt Road	Audubon	PA	19403
Waverly Heights	1400 Waverly Road	Gladwyne	PA	19035

Montgomery County Resources

<b>Name: Health and Behavioral Health Centers</b>	<b>Address</b>	<b>Town</b>	<b>State</b>	<b>Zip</b>	<b>Type of Center</b>
<b>(Includes health centers, behavioral health centers, retail medicine / urgent care centers, etc.)</b>					
Community Health and Dental Care	11 Robinson St.	Pottstown	PA	19646	Community Health Clinic
Willow Grove Public Health Center	102 York Road	Willow Grove	PA	19090	Community Health Clinic
Norristown Public Health Center	1430 DeKalb Street	Norristown	PA	19401	Community Health Clinic
Pottstown Public Health Center	364 King Street	Pottstown	PA	19464	Community Health Clinic
North Hills Health Center	212 Girard Ave	Glenside	PA	19038	Community Health Clinic
VNA Community Services	1421 Highland Ave	Abington	PA	19001	Visiting nurse
VNA Community Services	1109 DeKalb Street	Norristown	PA	19401	Visiting nurse
Nurse Family Partnership	1430 DeKalb Street	Norristown	PA	19401	Community Health Clinic
Norristown Regional Health Center	133 West Main Street	Norristown	PA	19401	Community Health Clinic
Valley Forge Urgent Care	2521 West Main St	Norristown	PA	19403	Urgent Care Center
Planned Parenthood Norristown Health Center	1221 Powell Street	Norristown	PA	19401	Community Health Clinic
Planned Parenthood Pottstown Health Center	644 High Street	Pottstown	PA	19636	Community Health Clinic
Planned Parenthood Colledgeville Health Center	78 Second Avenue	Colledgeville	PA	19426	Community Health Clinic
Montgomery County Mental Health	1430 DeKalb Street	Norristown	PA	19401	Mental Health Services
Central Montgomery MH/MR Center	1201 DeKalb Street	Norristown	PA	19401	Substance Abuse Services
Children's Aid Society: Women's Services	1314 DeKalb Street	Norristown	PA	19401	Substance Abuse Services
Resources for Human Development Family House	901 DeKalb Street	Norristown	PA	19401	Substance Abuse Services
Gaudenzia Central Montgomery County	55 E. Marshall Street	Norristown	PA	19401	Substance Abuse Services
Montgomery County Methadone Center	316 DeKalb Street	Norristown	PA	19401	Substance Abuse Services
Mental Health Association	700 E. Main Street	Norristown	PA	19401	Mental Health and Substance Abuse Services
Mental Health Association	538 DeKalb Street	Norristown	PA	19401	Mental Health Services
Montgomery County Emergency Services	50 Beech Drive	Norristown	PA	19401	Mental Health Services
Valley Forge Medical Center Outpatient	1033 W. Germantown Pike	Norristown	PA	19401	Mental Health Services
Eagleville Hospital Outpatient	3125 Ridge Pike	Eagleville	PA	19408	Mental Health Services
Northwestern Human Services	400 N. Broad Street	Lansdale	PA	19446	Substance Abuse Services
Community Service Foundation	801 W. Second Street	Lansdale	PA	19446	Substance Abuse Services
Salisbury Behavioral Health	614 N. Easton Rd	Glenside	PA	19038	Substance Abuse Services
Carson Valley Children's Aid Society	2506 N Broad Street	Colmar	PA	18915	Substance Abuse Services
Creekwood Center at Abington Memorial Hospital	3941 Commerce Avenue	Willow Grove	PA	19090	Substance Abuse Services
Pa. Inst. for Community Living: Grove House	230 Fitzwatertown Rd	Willow Grove	PA	19401	Substance Abuse Services
Project Transition	One Highland Drive	Chalfont	PA	18914	Mental Health Services
Spring-Ford Drug and Alcohol Counseling	201 N. Fourth Avenue	Royersford	PA	19468	Substance Abuse Services

Montgomery County Resources

Services					
Discovery House	329 West County Line Rd	Hatboro	PA	19040	Substance Abuse Services
Youth and Family Services of Upper Perkiomen	1494 Gravel Pike	Green Lane	PA	18054	Substance Abuse Services
Creative Health Services	11 Robinson Street	Pottstown	PA	19464	Mental Health and Substance Abuse Services
Advanced Urgent Care Center	126 Easton Road	Willow Grove	PA	18936	Urgent Care Center
Advanced Urgent Care Center	721 Bethlehem Pike	Montgomeryville	PA	18936	Urgent Care Center
Valley Forge Urgent Care & Family Medical Center	2521 West Main Street	Norristown	PA	19403	Urgent Care Center
CVS Minute Clinic	312 S. Henderson Rd	Jenkintown	PA	19046	Retail Medical Clinic
CVS Minute Clinic	55 Park Avenue	Collegeville	PA	19426	Retail Medical Clinic
CVS Minute Clinic	616 Old York Road	Jenkintown	PA	19046	Retail Medical Clinic
CVS Minute Clinic	840 Valley Forge Road	Lansdale	PA	19446	Retail Medical Clinic
Premier Immediate Medical Care	450 Cresson Blvd.	Oaks	PA	19456	Retail Medical Clinic
Take Care Clinic at Walgreens	699 W. Germantown Pike	Norristown	PA	19403	Retail Medical Clinic
Take Care Clinic at Walgreens	119 E. DeKalb Pike	King of Prussia	PA	19406	Retail Medical Clinic
Take Care Clinic at Walgreens	710 N Wales Road	North Wales	PA	19454	Retail Medical Clinic
Livengrin	550 Pinetown Road	Ft. Washington	PA	19034	Substance Abuse Services
Trinity Behavioral Health Services	1170 E. Main Street	Lansdale	PA	19446	Substance Abuse Services
Resources for Human Development Womanspace	120 Ardmore Avenue	Ardmore	PA	19003	Substance Abuse Services
Aldersgate Youth Service Bureau	42 N. York Road	Willow Grove	PA	19090	Substance Abuse Services

Montgomery County Resources

<b>Name: Social Services</b>	<b>Address</b>	<b>Town</b>	<b>State</b>	<b>Zip</b>	<b>Type</b>
<b>(Include: senior centers, family resource centers, homeless shelters, community/recreation centers, YMCAs, etc.)</b>					
Abbingtion YMCA	1073 Old York Road	Abington	PA	19001	YMCA
Ambler YMCA	1325 McKean Road	Ambler	PA	19002	YMCA
Hatboro YMCA	440 S. York Rd	Hatboro	PA	19040	YMCA
Main Line YMCA	100 St. George's Rd	Ardmore	PA	19003	YMCA
Pottstown YWCA	315 King St	Pottstown	PA	19464	YWCA
MONTCO SAAC	45 Forest Ave	Ambler	PA	19002	Senior Adult Activities Center
Positive Aging in Lower Merion (PALM)	117 Ardmore Ave	Ardmore	PA	19003	Senior Center
Upper Perkiomen Senior Center	517 Jefferson St	East Greenville	PA	18041	Senior Center
Encore Experiences at Harleysville	312 Alumni Ave	Harleysville	PA	19438	Senior Center
Salem Adult Citizens	610 Summit Ave	Jenkintown	PA	19046	Senior Center
The Peak Center (formerly North Penn Senior Center)	315 West Main St	Lansdale	PA	19446	Senior Center
MONTCO SAAC	536 George St	Norristown	PA	19401	Senior Adult Activities Center
Pottstown Area Seniors' Center	724 North Adams St	Pottstown	PA	19464	Senior Center
Generations of Indian Valley	259 North Second St	Souderton	PA	18964	Community/Senior Center
Montgomery Co. Youth Center	540/550 Port Indian Rd.	Norristown	PA	19403	Youth Center
Montgomery Co Aging and Adult Services	1430 Dekalb Center	Norristown	PA	19404	Human Services/Health Center
Montgomery Co. Catholic Social Services	353 East Johnston Highway	Norristown	PA	19401	Social Services
Salvation Army	137 King St	Pottstown	PA	19464	Social Services
Keystone Opportunity Center	104 Main St	Souderton	PA		Social Services
Inter-faith Housing Alliance	31 South Spring Garden St	Ambler	PA	19002	Shelter/Food Pantry
Manna on Main St	514 W Main St	Lansdale	PA	19446	Food Pantry
Project Outreach	410 Washington St	Royersford	PA	19468	Food Pantry
Youth Center Shelter	550 Port Indian Road	Norristown	PA	19403	Homeless/Emergency Shelter
MFHS NORRISTOWN	152 WEST MAIN STREET	Norristown	PA	19401	WIC Locations
ABINGTON WIC NUTRITION CENTER	1128 OLD YORK ROAD	Abington	PA	19001	WIC Locations
LANSDALE WIC CLINIC	607 NORTH BROAD ST	Lansdale	PA	19446	WIC Locations
POTTSTOWN WIC CLINIC	262 KING ST	Pottstown	PA	19464	WIC Locations
Cradle of Hope	2238 Mount Carmel Ave	Glenside	PA	19038	Homeless/Emergency Shelter
Interfaith Hospitality Network	1449 Dekalb St	Norristown	PA	19002	Homeless/Emergency

Montgomery County Resources

					Shelter
Resources for Human Development CHOC	1001 Stanbridge and Sterigere St	Norristown	PA	19401	Homeless/Emergency Shelter
The Ministries at MAIN STREET	256 South Hanover Street	Pottstown	PA	19456	Homeless/Emergency Shelter
Morning Start Maternity Home	526 E Broad St	Souderton	PA	18964	Shelter/Maternity Resource
The Hospitality Center	530 Church St	Norristown	PA	19401	Homeless/Emergency Shelter
Mental Health Association: Halfway There	538 DeKalb Street	Norristown	PA	19401	Homeless Support
Upper Perkiomen YMCA	476 Pottstown Avenue	Pennsburg	PA	18073	
Spring Valley YMCA	19 W. Linfield-Trappe Road	Limerick	PA	19468	

Montgomery County Resources

Name: Food Sources (includes chain supermarkets, food pantries, farmers markets)	Address	Town	State	Zip	Type
A G Farm Market	2073 Sumneytown Pike	Woxall	PA	18979	Farmers Market/Produce Stand
Bala Cynwyd	Belmont Ave	Bala Cynwyd	PA	19004	Farmers Market/Produce Stand
Bauder Farms	1151 Collegeville Rd	Collegeville	PA	19426	Farmers Market/Produce Stand
Bryn Mawr	48 N Bryn Mawr Ave	Bryn Mawr	PA	19010	Farmers Market/Produce Stand
Collegeville Farmers Market	460 East Main Street	Collegeville	PA	19426	Farmers Market/Produce Stand
Cooper Creek Farm Market	1856 Farmington Avenue	Pottstown	PA	19464	Farmers Market/Produce Stand
County Line Landscape Nursery	811 Harleysville Pike	Harleysville	PA	19438	Farmers Market/Produce Stand
Creekside Coop Market	High School Rd	Elkins Park	PA	19117	Farmers Market/Produce Stand
Daniel's Produce and Dairy	219 East High Street	Pottstown	PA	19464	Farmers Market/Produce Stand
Dull's Farm	1001 Limekiln Pike	Ambler	PA	19002	Farmers Market/Produce Stand
Frankenfield Farm Market	98 Allentown Road	Souderton	PA	18964	Farmers Market/Produce Stand
Freddy Hill Farms	1440 Sumneytown Pike	Lansdale	PA	19446	Farmers Market/Produce Stand
Freed's Produce	175 Morwood Rd	Harleysville	PA	19438	Farmers Market/Produce Stand
Glenside Farmers Market	Glenside Septa Station	Glenside	PA	19038	Farmers Market/Produce Stand
GREENER PARTNERS	3215 STUMP HALL RD	Collegeville	PA	19426	Farmers Market/Produce Stand
Hague's Christmas Trees	755 Forty Foot Road	Hatfield	PA	19440	Farmers Market/Produce Stand
Happy Ewe Sheep And Wool Farm	2431 Hoffmanville Road	Frederick	PA	19435	Farmers Market/Produce Stand
Hickory Run Produce	2145 Big Road	Gilbertsville	PA	19525	Farmers Market/Produce Stand
Hillside Farms Buffalo	750 Cowpath Road	Telford	PA	18969	Farmers Market/Produce Stand
Indian Valley Farmers Market	Main Street and Penn Avenue	Telford	PA	18969	Farmers Market/Produce Stand
Indianvale Farm	551 Bergey Road	Telford	PA	18969	Farmers Market/Produce Stand
Jenkintown Farmers Market	Leedom St & Greenwood Ave	Jenkintown	PA	19046	Farmers Market/Produce Stand
Jenkintown Wholefoods FM	On The Fairway	Jenkintown	PA	19046	Farmers Market/Produce Stand
Jett's Produce	87 Ridge Rd	Telford	PA	18969	Farmers Market/Produce Stand
KING PRODUCE & DAIRY	219 EAST HIGH ST	Pottstown	PA	19464	Farmers Market/Produce Stand
Kohler Farms	1262 Limekiln Pike	Ambler	PA	19002	Farmers Market/Produce Stand
Lansdale Farmers Market	Railroad Ave at Main St	Lansdale	PA	19446	Farmers Market/Produce Stand
Longview Center for Agriculture	3215 STUMP HALL RD	Collegeville	PA	19426	Farmers Market/Produce Stand
Maple Acres Farm LLC	2656 Narcissa Road	Plymouth Meeting	PA	19462	Farmers Market/Produce Stand
Merrymead Farm Market	2222 Valley Forge Road	Lansdale	PA	19446	Farmers Market/Produce Stand
Morgan Log House FM	850 Weikel Rd	Lansdale	PA	19446	Farmers Market/Produce Stand
Norristown Farmers Market	Main & Swede Streets	Norristown	PA	19401	Farmers Market/Produce Stand
North Hills FM	110 Pennsylvania Ave	Oreland	PA	19075	Farmers Market/Produce Stand
North Wales Wholefoods	Route 309 & Route 63	North Wales	PA	19436	Farmers Market/Produce Stand
O & F Farms Inc	1040 Skippack Pike	Blue Bell	PA	19422	Farmers Market/Produce Stand

Montgomery County Resources

O And F Farms	2815 Skippack Pike	Lansdale	PA	19446	Farmers Market/Produce Stand
Perkiomen Valley Orchard	2478 Perkiomenville Road	Harleysville	PA	19438	Farmers Market/Produce Stand
Ray's Greenhouse	458 Morwood Road	Telford	PA	18969	Farmers Market/Produce Stand
Ringing Hill Orchards	1453 Bliem Road	Pottstown	PA	19464	Farmers Market/Produce Stand
Skippack Creek Farm	64 Skippack Creek Road	Souderton	PA	18964	Farmers Market/Produce Stand
Skippack FM	Rt 113 & Rt 73	Skippack	PA	19474	Farmers Market/Produce Stand
Stauffer Fruit Stand	3762 Layfield Road	Pennsburg	PA	18073	Farmers Market/Produce Stand
Sulomans Milk Store	2782 Leidy Road	Gilbertsville	PA	19525	Farmers Market/Produce Stand
Sunrise Sunflower Farm	886 Morwood Road	Harleysville	PA	19438	Farmers Market/Produce Stand
Upper Merion Farmers Market	175 West Valley Forge Road	King of Prussia	PA	19406	Farmers Market/Produce Stand
Varner Farms	746 South Trappe Road	Collegeville	PA	19426	Farmers Market/Produce Stand
Willow Creek Orchards	3215 Stump Hall Road	Collegeville	PA	19426	Farmers Market/Produce Stand
YODERS FARM MARKET	761A COWPATH RD	Telford	PA	18969	Farmers Market/Produce Stand
Zern's Farmers Market FS	1100 East Philadelphia Avenue	Gilbertsville	PA	19525	Farmers Market/Produce Stand
Calvary Baptist Soup Kitchen	811 W. Marshall Street	Norristown	PA	19401	Food Pantry
Catholic Social Services	353 E. Johnson Highway	Norristown	PA	19401	Food Pantry
Haws Avenue Food Cupboard	800 W. Marshall St	Norristown	PA	19401	Food Pantry
Iglesia De Dios Renacer	310 Manor Ave	Plymouth Meeting	PA	19462	Food Pantry
New Hope Baptist	204-206 E. Oak Street	Norristown	PA	19401	Food Pantry
Norristown Salvation Army Cupboard	533 Swede Street	Norristown	PA	19401	Food Pantry
Shiloh Full Gospel Baptist Church	610 George Street	Norristown	PA	19401	Food Pantry
Meals of Hope Ministry Soup Kitchen	1329 Willow Street	Norristown	PA	19401	Food Pantry
St. John's Episcopal Church Soup Kitchen	23 E. Airy Street	Norristown	PA	19401	Food Pantry
Narberth Community Food Bank	206 Price Ave	Narbeth	PA	19072	Food Pantry
Positive Aging in Lower Merion (PALM)	117 Ardmore Avenue	Ardmore	PA	19003	Food Pantry
Beth Sholom Congregation	8231 Old York Road	Elkins Park	PA	19027	Food Pantry
Calvary Assembly of God	7910 Washington Lane	Wyncote	PA	19095	Food Pantry
Mattie N. Dixon Community Cupboard	150 N. Main Street	Ambler	PA	19002	Food Pantry
Jenkintown United Methodist	328 Summit Avenue	Jenkintown	PA	19046	Food Pantry
North Hills Food Cpbd.	212 Girard Ave.	North Hills	PA	19038	Food Pantry
Willow Grove SDA Church	1556 Fairview Avenue	Willow Grove	PA	19090	Food Pantry
Bethel A.M.E. Church	401 Beech Street	Pottstown	PA	19464	Food Pantry
Bright Hope	468 W. King St	Stowe	PA	19464	Food Pantry

Montgomery County Resources

Cluster Outreach Center	137 Walnut Street	Pottstown	PA	19464	Food Pantry
Jerusalem Lutheran Church	311 Second Street	Schwenksville	PA	19473	Food Pantry
The Open Door	350 Main Street	Royersford	PA	19468	Food Pantry
Pottstown Salvation Army Cupboard	137 King Street	Pottstown	PA	19464	Food Pantry
Church of the Brethren	1333 Cowpath Road	Hatfield	PA	19440	Food Pantry
Community Housing Services	311 North Broad Street	Lansdale	PA	19446	Food Pantry
Keystone Opportunity Center	104 Main Street	Souderton	PA	18964	Food Pantry
The Lamb Foundation	499 E. Walnut St.	North Wales	PA	19454	Food Pantry
Open Line Inc.	452 Penn Street	Pennsburg	PA	18023	Food Pantry
Trader Joe's	979 Old York Rd	Abington	PA	19001	Grocery Store
Acme	272 E Butler Ave	Ambler	PA	19002	Grocery Store
Acme	121 E City Ave	Bala Cynwyd	PA	19004	Grocery Store
Save-A-Lot Store #249	101 West Cheltenham Ave	Cheltenham	PA	19012	Grocery Store
ShopRite of East Norriton	55 East Germantown Pike	East Norriton	PA	19401	Grocery Store
ShopRite of Hatfield	170 Forty Foot Road	Hatfield	PA	19440	Grocery Store
Whole Foods	339 East Lancaster Ave	Wynnewood	PA	19096	Grocery Store
Whole Foods	500 W. Germantown Pike	Plymouth Meeting	PA	19462	Grocery Store
Whole Foods	1210 Bethlehem Pike	North Wales	PA	19545	Grocery Store
Whole Foods	1575 The Fairway	Jenkintown	PA	19046	Grocery Store
Acme	323 Old York Road	Jenkintown	PA	19046	Grocery Store
Acme	200 Blair Mill Road	Horsham	PA	19044	Grocery Store
Acme	320 West Dekalb Pike	King of Prussia	PA	19406	Grocery Store
Acme	2761 W Ridge Pike	Norristown	PA	19403	Grocery Store
Acme	1640 Bethlehem Pike	Flourtown	PA	19031	Grocery Store
Acme	1150 Welsh Road	Lansdale	PA	19446	Grocery Store
Acme	1825 Limekiln Pike	Dresher	PA	19025	Grocery Store
ALDI	2714 Dekalb Pike	East Norriton	PA	19401	Grocery Store
ALDI	550 South Trooper Road	Norristown	PA	19043	Grocery Store
ALDI	400 Doylestown Road	Lansdale	PA	19446	Grocery Store
ALDI	925 Easton Road	Abington	PA	19001	Grocery Store
ALDI	297 Armand Hammer Blvd.	Pottstown	PA	19464	Grocery Store
ALDI	1023 West County Line Road	Hatboro	PA	19040	Grocery Store
Redner's Warehouse	1300 N Charlotte St	Pottstown	PA	19464	Grocery Store
Giant	86 Glocker Way	Pottstown	PA	19465	Grocery Store
Giant	2450 Chemical Road	Plymouth Meeting	PA	19462	Grocery Store
Giant	50 E Wynnewood Road	Wynnewood	PA	19096	Grocery Store
Giant	180 Upland Square Dr	Pottstown	PA	19464	Grocery Store



Montgomery County Resources

SuperFresh	250 E Lancaster Ave	Wynnewood	PA	19096	Grocery Store
Landis Supermarket Inc.	2685 County Line Road	Telford	PA	18969	Grocery Store
Save-A-Lot Store	1721 Markley St	Norristown	PA	19401	Grocery Store
Save-A-Lot Store	80 Robinson St	Pottstown	PA	19464	Grocery Store
Wegmans	1 Village Drive	King of Prussia	PA	19406	Grocery Store
Wegmans	500 Montgomery Mall	North Wales	PA	19454	Grocery Store
Acme	601 Lancaster Ave	Bryn Mawr	PA	19010	Grocery Store
Acme	2880 Bergey Rd #H	Hatfield	PA	19440	Grocery Store
Acme	450 Sentry Pkwy	Blue Bell	PA	19422	Grocery Store
Acme	2775 W Main St	Norristown	PA	19403	Grocery Store
Trader Joe's	112 Coulter Ave	Ardmore	PA	19003	Grocery Store
Trader Joe's	1460 Bethlehem Pike	North Wales	PA	19454	Grocery Store

Montgomery County Resources

<b>Name: Pharmacies / Retail Medicine</b>	<b>Address</b>	<b>Town</b>	<b>State</b>	<b>Zip</b>
CVS	290 Pottstown Ave	Pennsburg	PA	18073
Rite Aid	350 Main St	Pennsburg	PA	18073
Professional Pharmacy of Pennsburg/Red Hill	931 Main St	Pennsburg	PA	18073
Rite Aid	41 W Broad St	Souderton	PA	18964
A-1 Pharmacy	41 W Broad St	Souderton	PA	18964
CVS	700 Route 113	Souderton	PA	18964
Rite Aid	741 Route 113	Souderton	PA	18964
Rite Aid	780 Route 113	Souderton	PA	18964
CVS	409 Harleysville Pike	Souderton	PA	18964
Rite Aid	1321 Easton Road	Abington	PA	19001
Delaware Valley Prescription	1560 Old York Road	Abington	PA	19001
Abington Pharmacy	1460 Old York Road	Abington	PA	19001
Rite Aid	1441 Old York Road	Abington	PA	19001
Alliance Pharmacy Co	1245 Highland Ave	Abington	PA	1900
Rite Aid	Roslyn Shopping Center	Abington	PA	19001
CVS	272 E Butler Ave	Ambler	PA	19002
Ambler Pharmacy	129 E Butler Ave	Ambler	PA	19002
CVS	890 E Welsh Road	Ambler	PA	19002
Eric's Rx Shoppe	649 E Welsh Road	Ambler	PA	19002
Rite Aid	1201 N Bethlehem Pike	Ambler	PA	19002
Broad Axe Pharmacy Inc	881 W Butler Pike	Ambler	PA	19002
Rite Aid	881 W Butler Pike	Ambler	PA	19002
Med Arbor Pharmacy	150 Monument Rd	Bala Cynwyd	PA	19004
Rite Aid	31 E City Ave	Bala Cynwyd	PA	19004
Sav-On Pharmacy	121 E City Ave	Bala Cynwyd	PA	19004
CVS	101 W City Ave	Bala Cynwyd	PA	19004
Penrx Pharmacy	301 E City Ave	Bala Cynwyd	PA	19004
Rite Aid	Rockledge Shopping Center	Huntingdon Valley	PA	19006
CVS	670 Welsh Rd	Huntingdon Valley	PA	19006
Huntingdon Valley Pharmacy	1051 County Line Road	Huntingdon Valley	PA	19006
Rite Aid	785 Huntingdon Pike	Huntingdon Valley	PA	19006
Medicine Shoppe	584 Cottman Ave	Cheltenham	PA	19012
CVS	45 Cheltenham Ave	Cheltenham	PA	19012

Montgomery County Resources

Rite Aid	1650 Limeclin Pike	Dresher	PA	19025
Elkins Park Pharmacy	7901 High School Road	Elkins Park	PA	19027
Sousan Pharmacy	8029 Old York Road	Elkins Park	PA	19027
Walgreens	1 Yorktown Plaza	Elkins Park	PA	19027
Ha Eun Pharmacy	7320 Old York Road	Elkins Park	PA	19027
Rite Aid	1401 W Cheltenham Ave	Elkins Park	PA	19027
Sav-On Pharmacy	1640 Bethlehem Pike	Flourtown	PA	19031
Walgreens	1456 Bethlehem Pike	Flourtown	PA	19031
Millennium Pharmacy Systems	110 W Wissahickon Ave	Flourtown	PA	19031
Chernoff Pharmacy	501 Edge Hill Road	Glenside	PA	19038
CVS	2622 Jenkintown Road	Glenside	PA	19038
Wesley Pharmacy	108 S Easton Rd	Glenside	PA	19038
CVS	920 Bethlehem Pike	Glenside	PA	19038
Willits Pharmacy Service	21 S York Rd	Hatboro	PA	19040
CVS	24 S York Rd	Hatboro	PA	19040
County Line Pharmacy	25 S York Rd	Hatboro	PA	19040
Bergman Pharmacy	255 E County Line Rd	Hatboro	PA	19040
Rite Aid	Rosemore Shopping Center	Hatboro	PA	19040
CVS	314 Horsham Rd	Horsham	PA	19044
Penna Retried Person Pharmacy	202 Precision Rd	Horsham	PA	19044
Ora Pharmacy	220 Gibraltar Rd	Horsham	PA	19044
Rite Aid	200 Blair Mill Rd	Horsham	PA	19044
Eric's Rx Shoppe	810 Welsh Rd	Horsham	PA	19044
CVS	616 Old York Rd	Jenkintown	PA	19046
Baederwood Pharmacy	1585 The Fairway	Jenkintown	PA	19046
Walgreens	901 Old York Rd	Jenkintown	PA	19046
Medicine Shoppe	400 Huntingdown Pike	Jenkintown	PA	19046
Babis Pharmacy	338 Montgomery Ave	Merion Station	PA	19066
Dake's Drug Store	201 City Ave	Merion Station	PA	19066
Rite Aid	933 Montgomery Ave	Penn Valley	PA	19072
Rite Aid	640 Montgomery Ave	Narberth	PA	19072
Narberth Pharmacy	220 Haverford Ave	Narberth	PA	19072
CVS	2500 W Moreland Rd	Willow Grove	PA	19090
CVS	2870 W Moreland Rd	Willow Grove	PA	19090
Cornerstone Pharmacy	41 Easton Rd	Willow Grove	PA	19090
Rite Aid	3654 Welsh Rd	Willow Grove	PA	19090
Walgreens	2727 W Cheltenham Ave	Wyncote	PA	19095

Montgomery County Resources

Tepper Pharmacy	333 E Lancaster Ave	Wynnewood	PA	19096
Rite Aid	284 E Lancaster Ave	Wynnewood	PA	19096
Howard's Pharmacy	1417 Manoa Rd	Wynnewood	PA	19096
Havaline Pharmacy Department	1428 Manoa Rd	Wynnewood	PA	19096
Walgreens	100 E Lancaster Ave	Wynnewood	PA	19096
P& K Pharmacy	100 E Lancaster Ave	Wynnewood	PA	19096
La Con's Pharmacy	1335 Powell St	Norristown	PA	19401
Rite Aid	762 E Johnson Hwy	Norristown	PA	19401
CVS	701 Dekalb St	Norristown	PA	19401
Rite Aid	1864 Markley St	Norristown	PA	19401
Mario's Sandyhill Pharmacy	1014 Sandy St	Norristown	PA	19401
Myers Drug Store	328 Dekalb St	Norristown	PA	19401
Rx Sport	670 W Washington St	Norristown	PA	19401
Walgreens	1100 W Main St	Norristown	PA	19401
CVS	1200 W Main St	Norristown	PA	19401
Norriton Square Pharmacy	55 W Germantown Pike	Norristown	PA	19401
Walgreens	3308 Dekalb Pike	Norristown	PA	19401
Medicine Shoppe	2113 W Main St	Norristown	PA	19403
Continuing Care Rx	2566 Industry Lane	Norristown	PA	19403
Rite Aid	2979 W Germantown Pike	Norristown	PA	19403
Walgreens	2803 W Main St	Norristown	PA	19403
Sav-On Pharmacy	2775 W Main St	Norristown	PA	19403
Rite Aid	2674 Egypt Rd	Norristown	PA	19403
Rite Aid	1400 W Main St	Norristown	PA	19403
Walgreens	699 W Germantown Pike	Norristown	PA	19403
CVS	2801 Egypt Rd	Norristown	PA	19403
Rite Aid	2826 Audubon Village Dr	Norristown	PA	19403
Neighborhood Care Pharmacy	10000 Shannondell Dr	Norristown	PA	19403
Sav-On Pharmacy	320 W Dekalb Pike	King of Prussia	PA	19406
Walgreens	119 E Dekalb Pike	King of Prussia	PA	19406
CVS	312 S Henderson Rd	King of Prussia	PA	19406
Rite Aid	160 N Gulph Rd	King of Prussia	PA	19406
Chapel Family Pharmacy	120 E Beidler Rd	King of Prussia	PA	19406
Neighborhood Care Pharmacy	600 Allendale Rd	King of Prussia	PA	19406
CVS	929 Dekalb Pike	Blue Bell	PA	19422
CVS	1799 Dekalk Pike	Blue Bell	PA	19422
Medco Health Solutions	512 Township Line Rd	Blue Bell	PA	19422

Montgomery County Resources

Rite Aid	222 E Main St	Collegetown	PA	19426
CVS	130 E Main St	Collegetown	PA	19426
CVS	613 Fayette St	Conshocken	PA	19428
Rite Aid	200 W Ridge Pike	Conshocken	PA	19428
King of Prussia Pharmacy	20 Union Hill Rd	Conshocken	PA	19428
Evergreen Pharmacy	1222 Welsh Rd	North Wales	PA	19454
Rite Aid	277 Dekalb Pike	North Wales	PA	19545
Rite Aid	1210 Bethlehem Pike	North Wales	PA	19545
Walgreens	710 N Wales Rd	North Wales	PA	19545
Walgreens	120 W Germantown Pike	Plymouth Meeting	PA	19462
CVS	500 W Germantown Pike	Plymouth Meeting	PA	19462
Pharmaserv	1250 Germantown Pike	Plymouth Meeting	PA	19462
Medicine Shoppe	206 N Charlotte St	Pottstown	PA	19464
Professional Pharmacy	920 N Charlotte St	Pottstown	PA	19464
CVS	Schuylkill Road	North Conventry	PA	19464
Rite Aid	340 W High St	Pottstown	PA	19464
CVS	1883 E High St	Pottstown	PA	19464
QOL Meds	11 Robinson St	Pottstown	PA	19464
Rite Aid	2217 E High St	Pottstown	PA	19464
CVS	1300 North Charlotte St	Pottstown	PA	19464
CVS	351 W Schuylkill Rd	Pottstown	PA	19465
Coventry Square CVS	558 W Schuylkill Rd	Pottstown	PA	19465
Rite Aid	1140 Town Square Rd	Pottstown	PA	19465
Rite Aid	820 Main St	Royersford	PA	19468
Drug Emporium	314 N Lewis Rd	Royersford	PA	19468
CVS	342 N Lewis Rd	Royersford	PA	19468
Rite Aid	70 Buckwalter Rd	Royersford	PA	19468
Sav-On Pharmacy	31 W Ridge Pike	Royersford	PA	19468
Walgreens	30 W Ridge Pike	Royersford	PA	19468
Rite Aid	1 W Ridge Pike	Royersford	PA	19468
CVS	5 Kugler Rd	Royersford	PA	19468
CVS	130 Main St	Schwenksville	PA	19473
CVS	1206 Gravel Pike	Schwenksville	PA	19473
CVS	4290 Township Line Rd	Schwenksville	PA	19473
Skippack Pharmacy	Route 73 & 113	Shippack	PA	19474

### Montgomery County Resources

Village Pharmacy	1121 Bethlehem Pike	Spring House	PA	19477
CVS	1206 N Gravel Pike	Ziegerlerville	PA	19492
CVS	2000 Swamp Pike	Gilbertsville	PA	19525
Rite Aid	1050 E Philadelphia Ave	Gilbertsville	PA	19525

BLANK PAGE

## APPENDIX G: STATISTICAL TESTING

---



## Comparison of Bryn Mawr Rehabilitation Hospital CHNA Area to Remainder of SEPA

### KEY

**NS** = not significant

**.05** = statistically significant

**.01** = very statistically significant

**.001** = very highly statistically significant

**Green** = statistically significantly better than remainder of SEPA

**Red** = statistically significantly worse than remainder of SEPA

\*Age-adjusted variable

### Adults

Health Measure	
Ever diagnosed with a mental health condition	<b>NS</b>
Receive treatment for a mental health condition	<b>NS</b>
In excellent, very good, or good health *	<b>.001</b>
In fair or poor health *	<b>.001</b>
Ever diagnosed with asthma *	<b>.001</b>
Ever diagnosed with diabetes*	<b>.001</b>
Ever diagnosed with high blood pressure *	<b>.001</b>
Currently insured (ages 18-64) *	<b>.001</b>
Has a regular source of healthcare	<b>NS</b>
Did not fill prescription in past year due to cost*	<b>.001</b>
Did not receive care in past year due to cost*	<b>.05</b>
Looked into buying insurance through healthcare.gov	<b>NS</b>
Difficult to find a plan with affordable monthly premiums*	<b>.05</b>
Difficult to find a plan with affordable copays and deductibles*	<b>.05</b>
Overweight (BMI percentile = 25 - 29.9)*	<b>.01</b>

Obese (BMI percentile = 30 or higher)*	.01
Fewer than 4 servings of fruits and vegetables per day*	.001
Consumed fast food three or more times in past week*	.001
Fewer than 3 days with 30 minutes of exercise per week in past month*	.01
Currently smokes cigarettes*	.001
Tried to quit smoking in past year	NS
Visits to healthcare provider in past year* (1 or more visits)	.001
Dental visit in past year*	.001
Low social capital*	.001
Blood pressure taken in past year*	.05
Pap test in past year (female)*	.05
Breast exam in past year (female)	NS
Mammogram in past year (female 40+)	NS
Prostate screening in past year (male 45+)*	.001
Colonoscopy or sigmoidoscopy in past year (50+)	NS

## Seniors (65+)

Health Measure	
In excellent, very good, or good health*	.001
In fair or poor health*	.001
Signs of depression (based on 4+ symptoms in 10 point scale)*	.05
Any ADL limitations	NS
Any IADL limitations*	.05

## APPENDIX H: MAJOR TOPIC AREAS

---

## **MAJOR TOPIC AREAS:**

### **School Nurse Survey, MLH Physician Survey, Community Meetings, and Town Hall Meeting**

#### **School Nurses**

This survey asked school nurses to name the top three health problems they saw in the children in their school.

#### **MLH Physicians**

Main Line health physicians were asked to name the top issues that they felt impacted the health of their patients, how knowledgeable they felt their patients were about risk factors, how willing patients are to reduce risk factors, what are the barriers to compliance, pediatric health issues, older adult health issues, what are the most important programs that MLH hospitals provide, and do they have sufficient information to direct their patients to these programs.

#### **Community Meetings**

Major topic areas for community meetings were the number one health problem in the area for adults, children and seniors; outside factors that most impact health; availability of specific health services for adults, children, and seniors; and communication with underserved populations.

#### **Town Hall Community Meeting**

A town hall community meeting was held with the BMRH leadership care team. The discussion outline followed the discussion guide used in the general Community Meetings. Care providers focused on the issues and health needs encountered by their patients. In 2012, BMRH conducted an extensive survey of former outpatients and inpatients. No major findings resulted from the survey.

**Any comments on this document should be in writing and sent to the following address:**

Community Health Needs Assessment – MLH Hospitals

c/o Marketing and Business Development Office

Main Line Health – Suite 300

240 N. Radnor-Chester Road

Radnor, PA 19087